

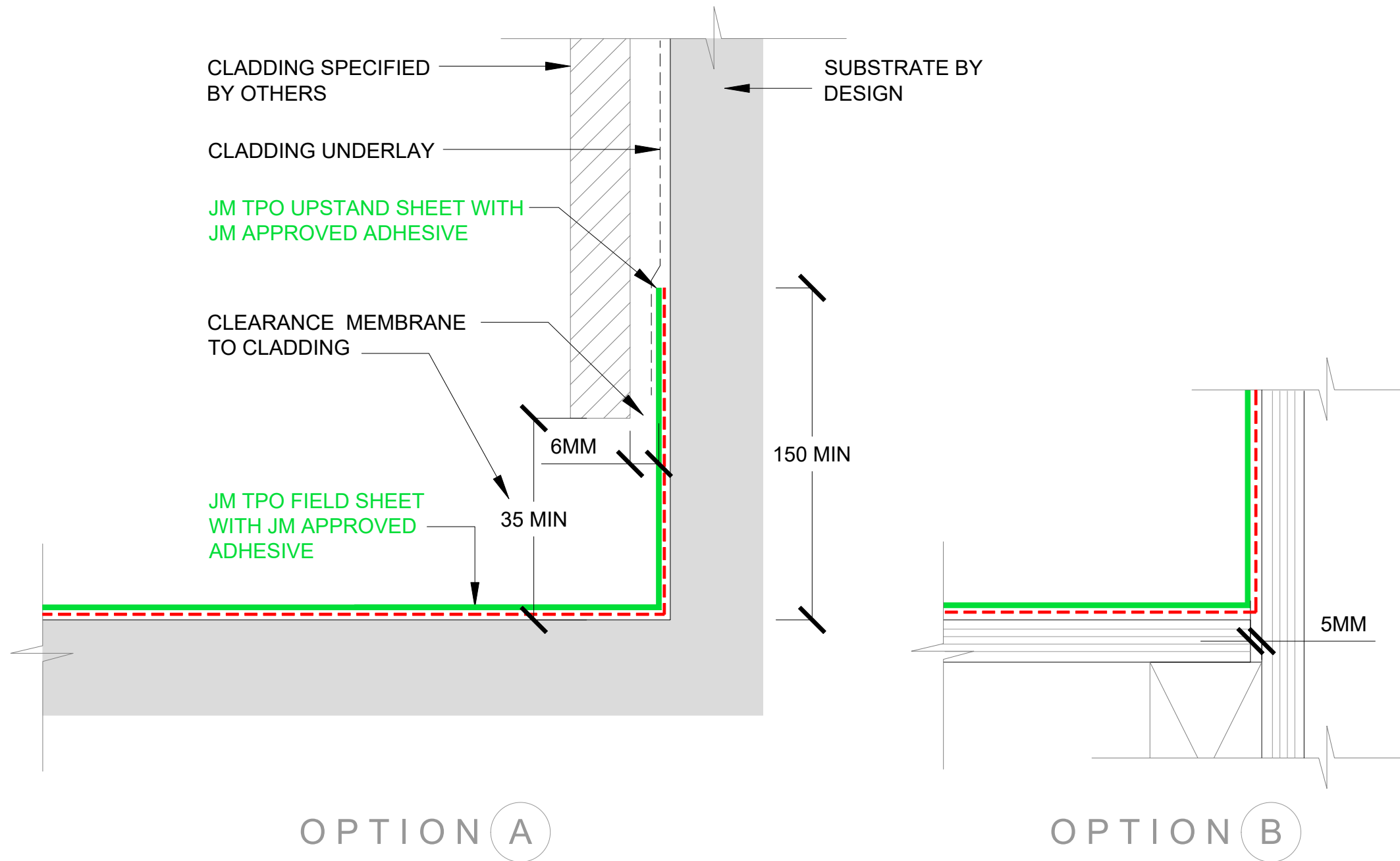


Technical Literature Index

JM TPO Membrane Detail Set BRANZ Appraisal No. 1046 (2023) Dated: 16/11/23

The documents listed below have been reviewed as part of the BRANZ Appraisal Process:

Detail Ref	Drawing Title	Revision	Date
T-001	UPSTAND DETAIL – CLADDING OVERLAP: Horizontal to vertical transition options.	4	06/19
T-002	UPSTAND DETAIL – WINDOW SILL - REBATE	4	06/23
T-002A	UPSTAND DETAIL – WINDOW SILL - NO REBATE	3	06/23
T-003	UPSTAND DETAIL – TRANSITION TO ROOFING	2	17/4/19
T-004	UPSTAND DETAIL – GUTTER TO PITCHED ROOF	3	06/19
T-005	UPSTAND TERMINATION OPTIONS	3	17/4/19
T-007	PARAPET / WALL CAPPING - WELDED TPO FLASHING	2	17/4/19
T-007A	PARAPET / SADDLE FLASHING	3	17/4/19
T-008	DRIP EDGE TO SPOUTING OPTIONS	2	06/19
T-009	SLAB / ROOF EDGE TERMINATION OPTIONS	1	17/4/19
T-010	TPO LAP TO TANKING MEMBRANE	1	17/4/19
T-011	GUTTER OVERFLOW	1	06/19
T-012	SCUPPER / RWH OUTLET	2	17/4/19
T-012B	SCUPPER / OVERFLOW	2	17/4/19
T-012C	GUTTER OUTLET / PARAPET	1	10/19
T-012D	SCUPPER / RWH OUTLET	1	17/4/19
T-013	VARIOUS PENETRATION DETAILS	3	17/4/19
T-014	ROOF UPSTAND	2	17/4/19
T-015	BALUSTRADE FIXING / ROOF EDGE	1	09/20
T-016	JM TPO - PLANTWORK FIXING PLINTH OPTIONS	1	10/20
T-051	UPSTAND DIAGRAM - EXTERNAL CORNER	1	17/4/19
T-052	UPSTAND DIAGRAM - INTERNAL CORNER	1	17/4/19
T-055	KICKOUT DIVERTER	1	17/4/19
T-056	KICKOUT DIVERTER	1	17/4/19



1

UPSTAND DETAIL - CLADDING OVERLAP

SCALE: NTS

HORIZONTAL TO VERTICAL TRANSITION OPTIONS



The information and data contained herein are believed to be accurate and reliable. This information does not constitute a warranty and should be used in conjunction with the project specification document supplied by Allco Waterproofing Solutions Ltd. Please contact Allco Waterproofing Solutions Ltd with any questions or deviations from this information.
© Allco Waterproofing Solution Ltd

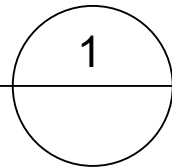
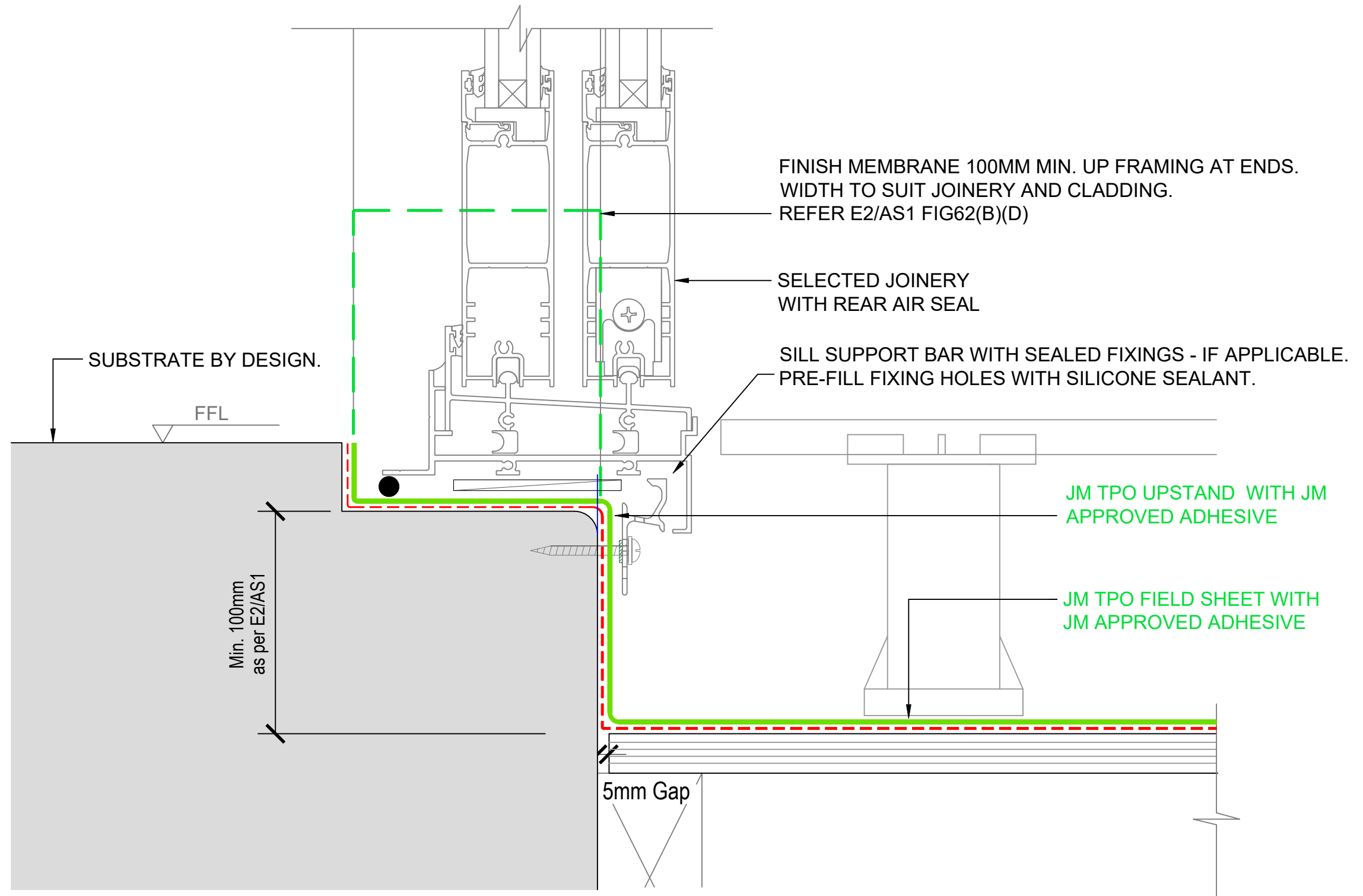
For Technical Advice Contact:
Web: www.allco.co.nz
Email: info@allco.co.nz
Telephone: 09 448 1185
Facsimile: 09 448 1186



DRAWN BY: ALLCO
DATE: 06/19

DRAWING REF: T-001

REV: 4



UPSTAND DETAIL - WINDOW SILL - REBATE

SCALE: NTS



The information and data contained herein are believed to be accurate and reliable. This information does not constitute a warranty and should be used in conjunction with the project specification document supplied by Allco Waterproofing Solutions Ltd. Please contact Allco Waterproofing Solutions Ltd with any questions or deviations from this information.
© Allco Waterproofing Solution Ltd

For Technical Advice Contact:
Web: www.allco.co.nz
Email: info@allco.co.nz
Telephone: 09 448 1185
Facsimile: 09 448 1186

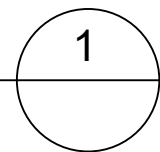
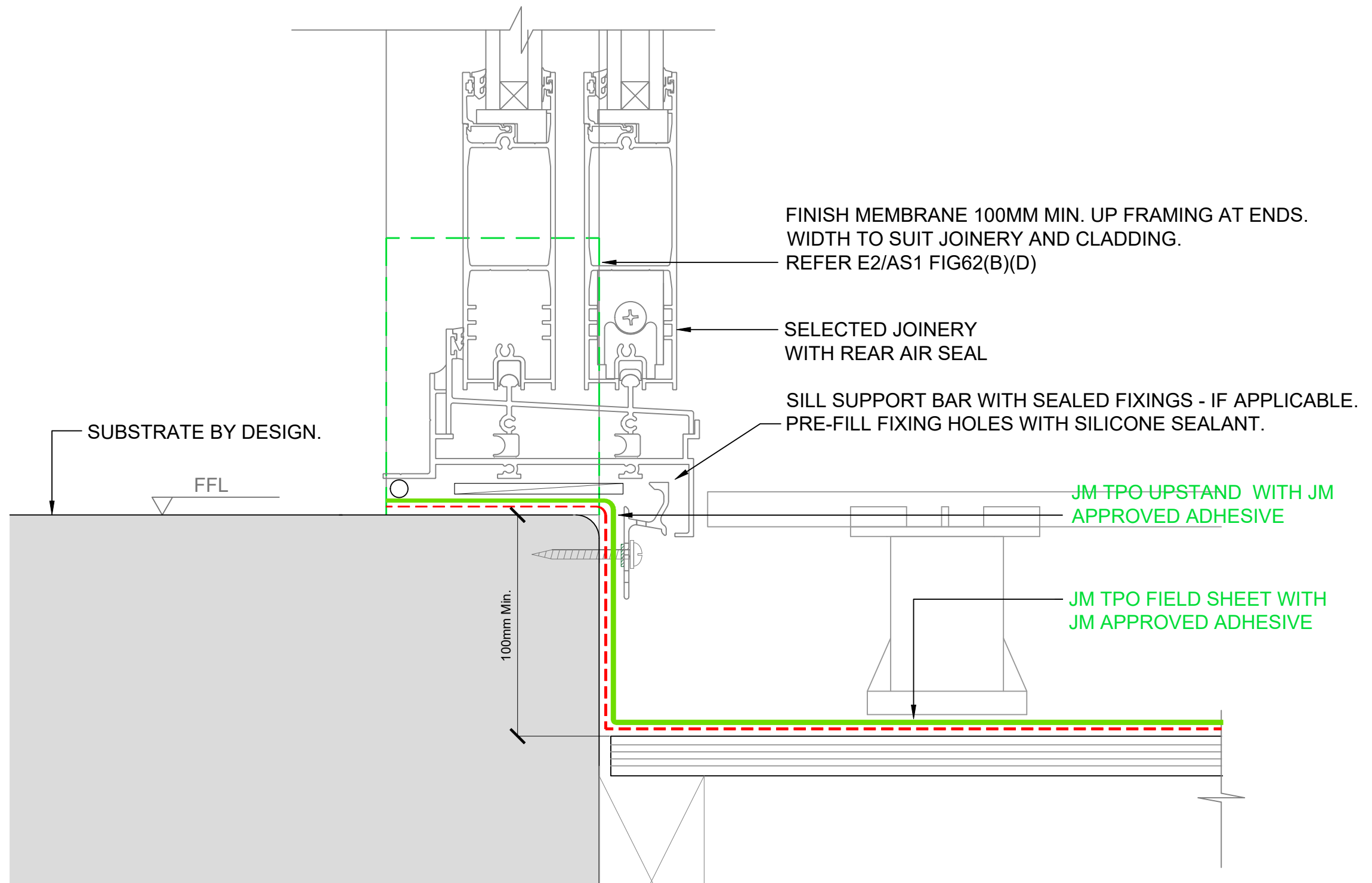


DRAWN BY:
ALLCO

DATE:
06/23

DRAWING REF:
T-002

REV:
4



UPSTAND DETAIL - WINDOW SILL - NO REBATE

SCALE: NTS



The information and data contained herein are believed to be accurate and reliable. This information does not constitute a warranty and should be used in conjunction with the project specification document supplied by Allco Waterproofing Solutions Ltd. Please contact Allco Waterproofing Solutions Ltd with any questions or deviations from this information.
© Allco Waterproofing Solution Ltd

For Technical Advice Contact:
Web: www.allco.co.nz
Email: info@allco.co.nz
Telephone: 09 448 1185
Facsimile: 09 448 1186

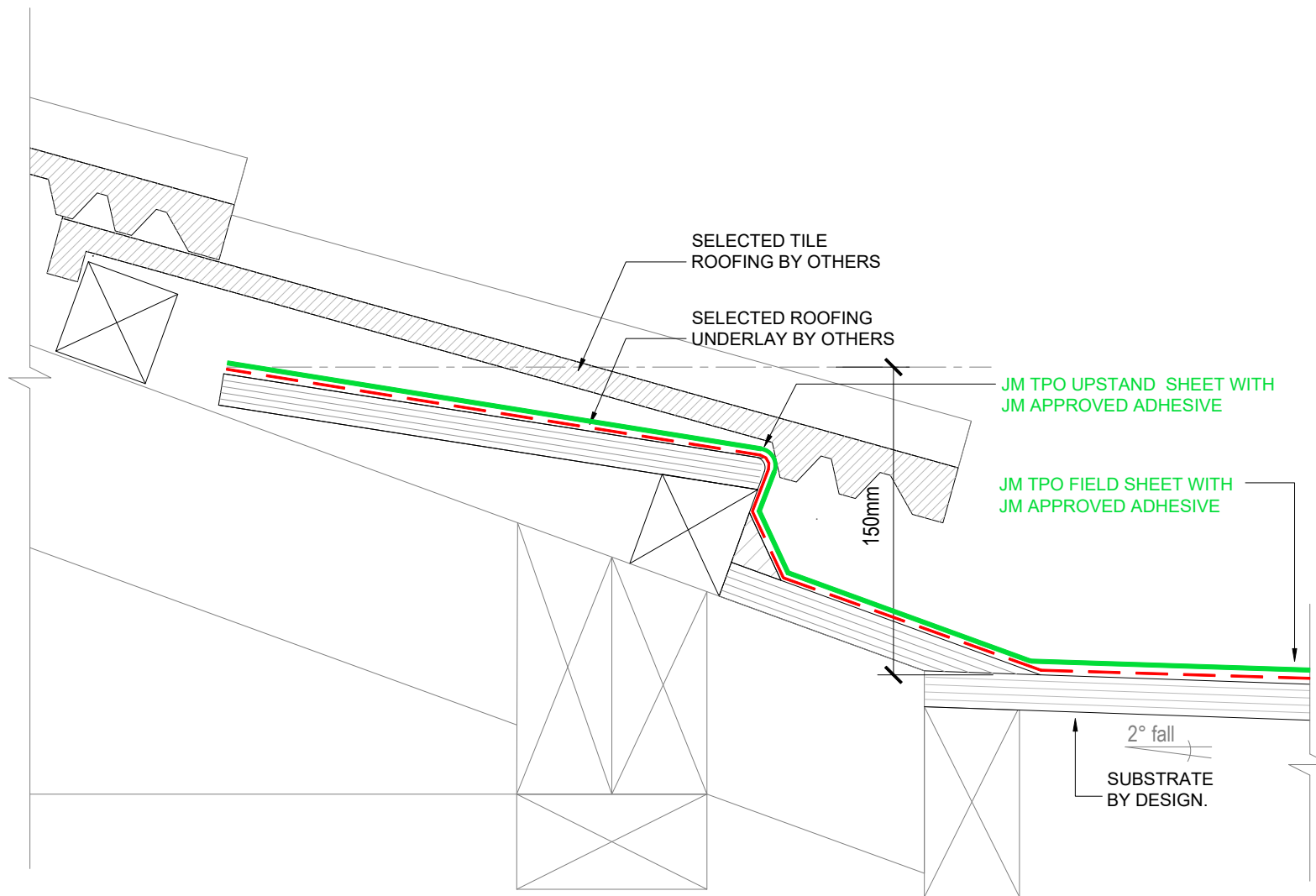


DRAWN BY:
ALLCO

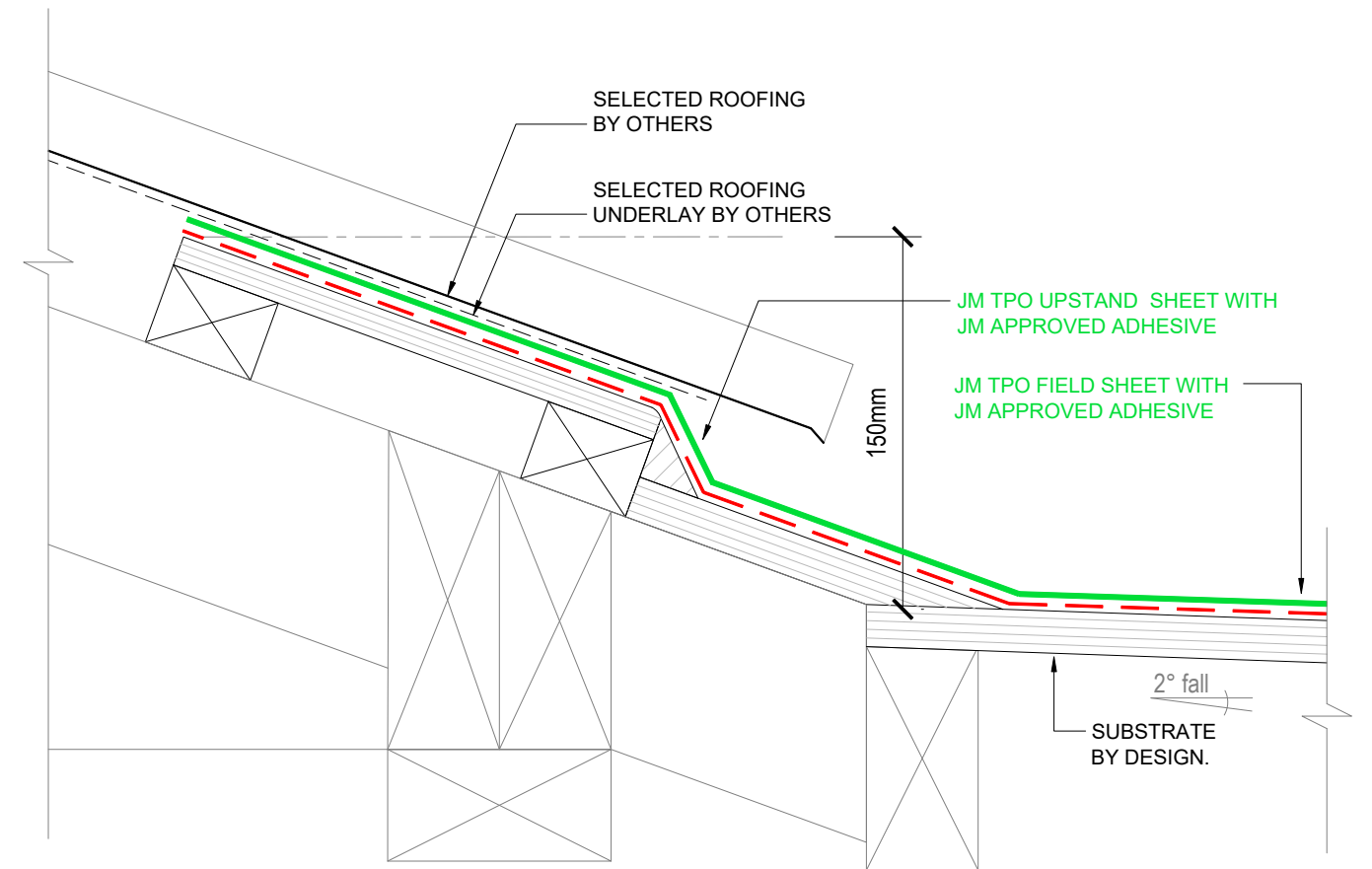
DATE:
06/23

DRAWING REF:
T-002A

REV:
3



OPTION A
TILE ROOF



OPTION B
LONGRUN METAL ROOF

1 UPSTAND DETAIL - TRANSITION TO ROOFING
SCALE: NTS

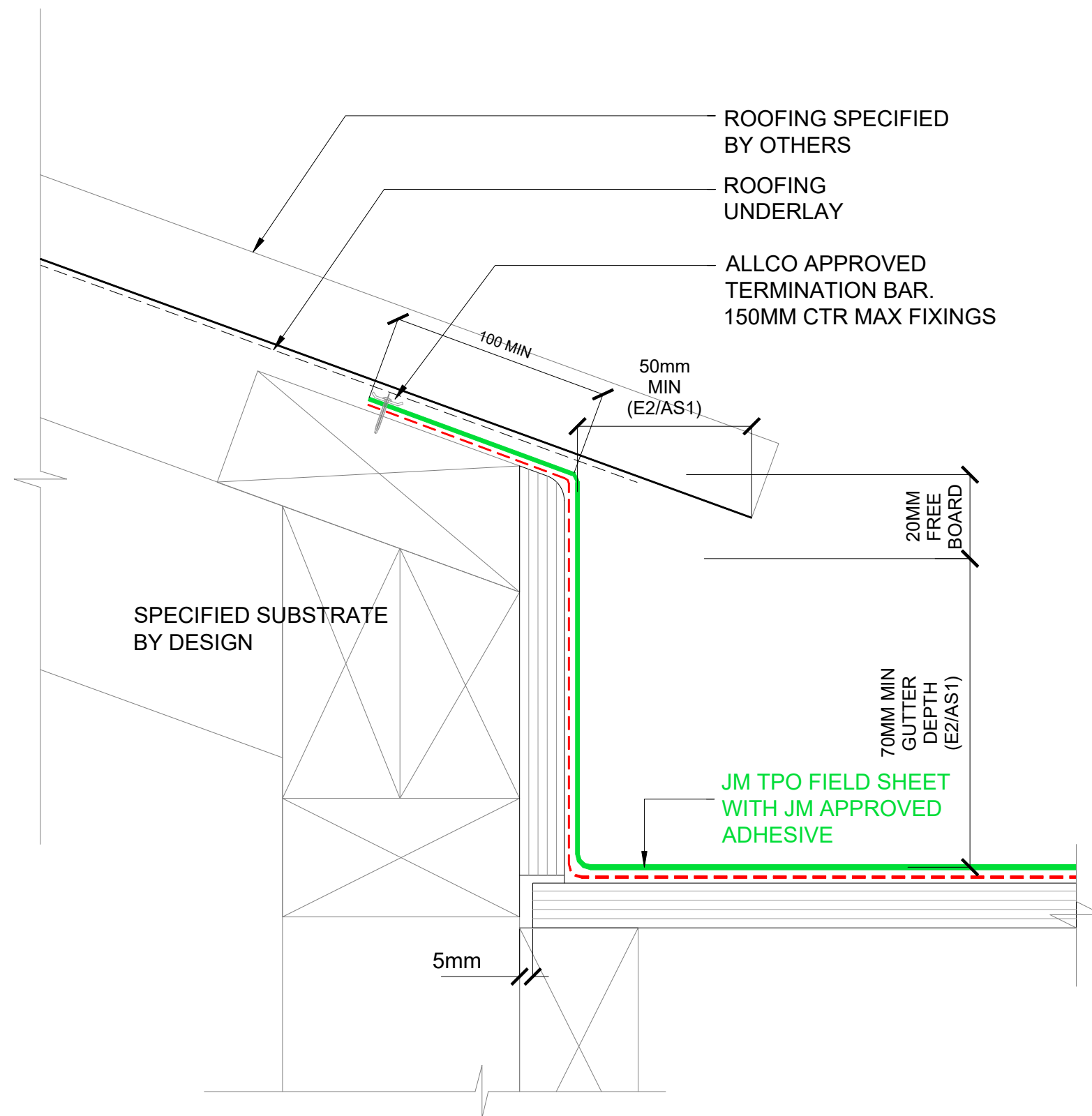


The information and data contained herein are believed to be accurate and reliable. This information does not constitute a warranty and should be used in conjunction with the project specification document supplied by Allco Waterproofing Solutions Ltd. Please contact Allco Waterproofing Solutions Ltd with any questions or deviations from this information.
© Allco Waterproofing Solution Ltd

For Technical Advice Contact:
Web: www.allco.co.nz
Email: info@allco.co.nz
Telephone: 09 448 1185
Facsimile: 09 448 1186



DRAWN BY: ALLCO	DATE: 17/04/19
DRAWING REF: T-003	REV: 2



1

UPSTAND DETAIL - GUTTER TO PITCHED ROOF

SCALE: NTS

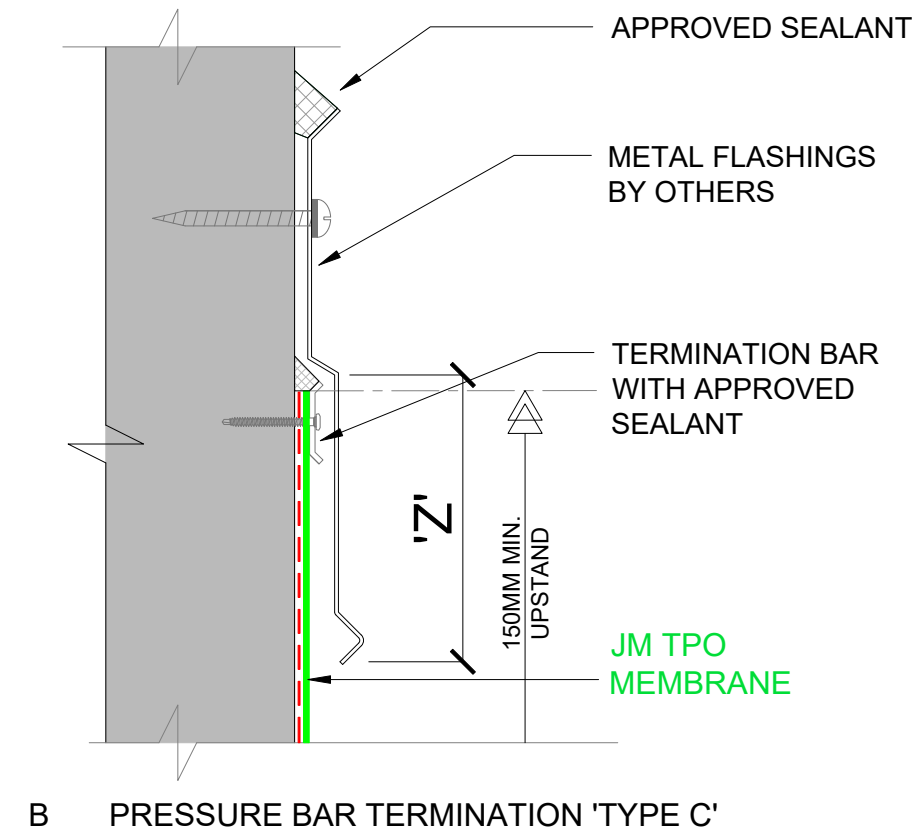
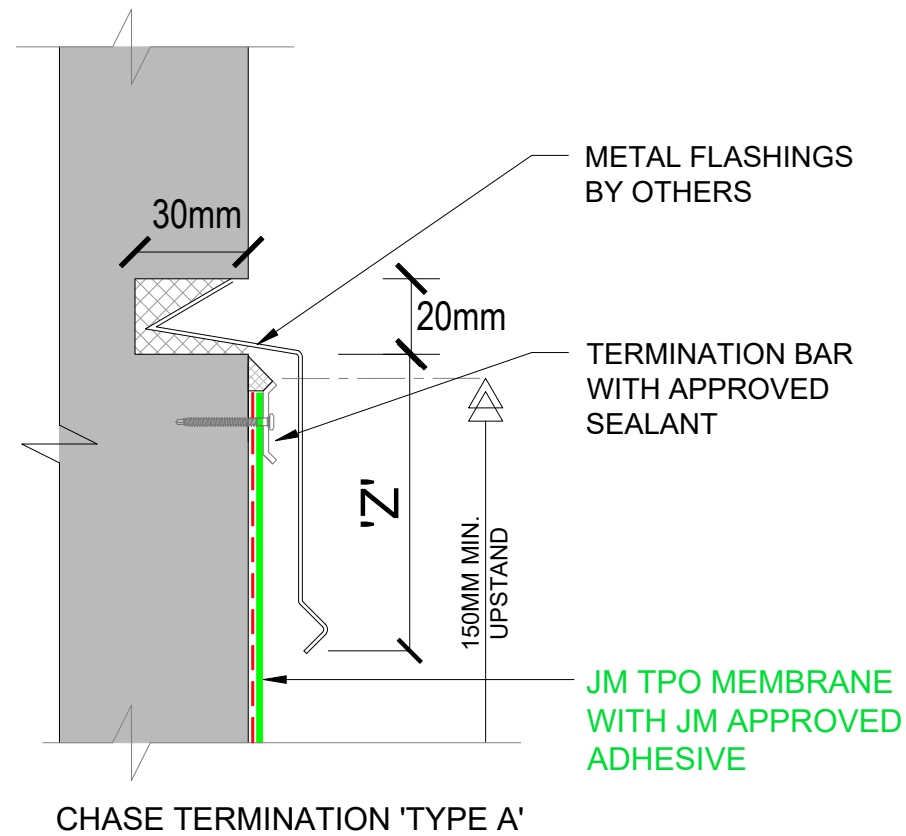


The information and data contained herein are believed to be accurate and reliable. This information does not constitute a warranty and should be used in conjunction with the project specification document supplied by Allco Waterproofing Solutions Ltd. Please contact Allco Waterproofing Solutions Ltd with any questions or deviations from this information.
© Allco Waterproofing Solution Ltd

For Technical Advice Contact:
Web: www.allco.co.nz
Email: info@allco.co.nz
Telephone: 09 448 1185
Facsimile: 09 448 1186

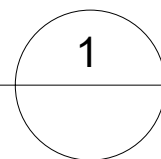
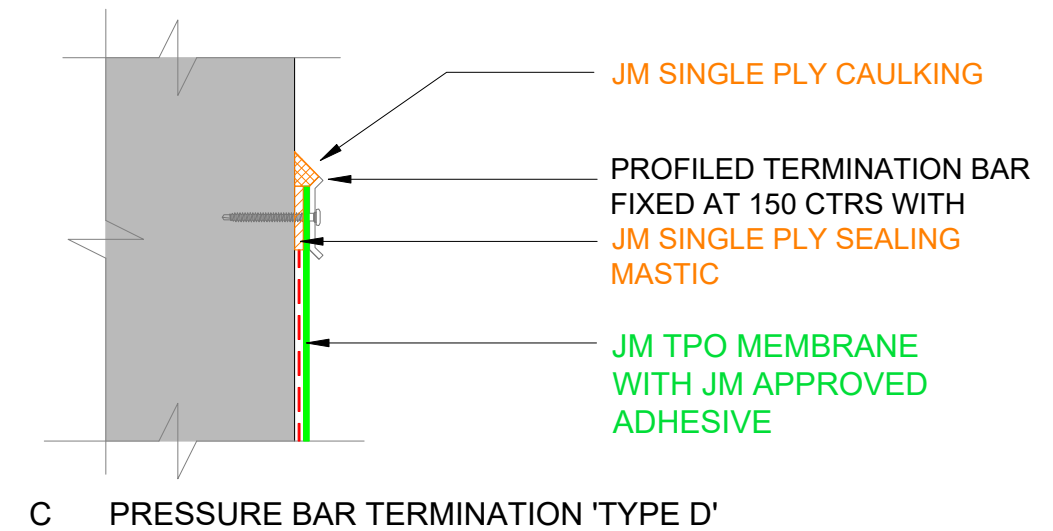


DRAWN BY: ALLCO	DATE: 6/19
DRAWING REF: T-004	REV: 3



Notes:

- 'Z' = Variable cover according to wind zone refer table 7 E2/AS1.
- 150mm minimum membrane upstand heights where-ever possible.



UPSTAND TERMINATION OPTIONS

SCALE: NTS



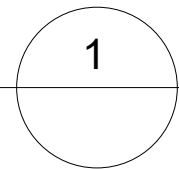
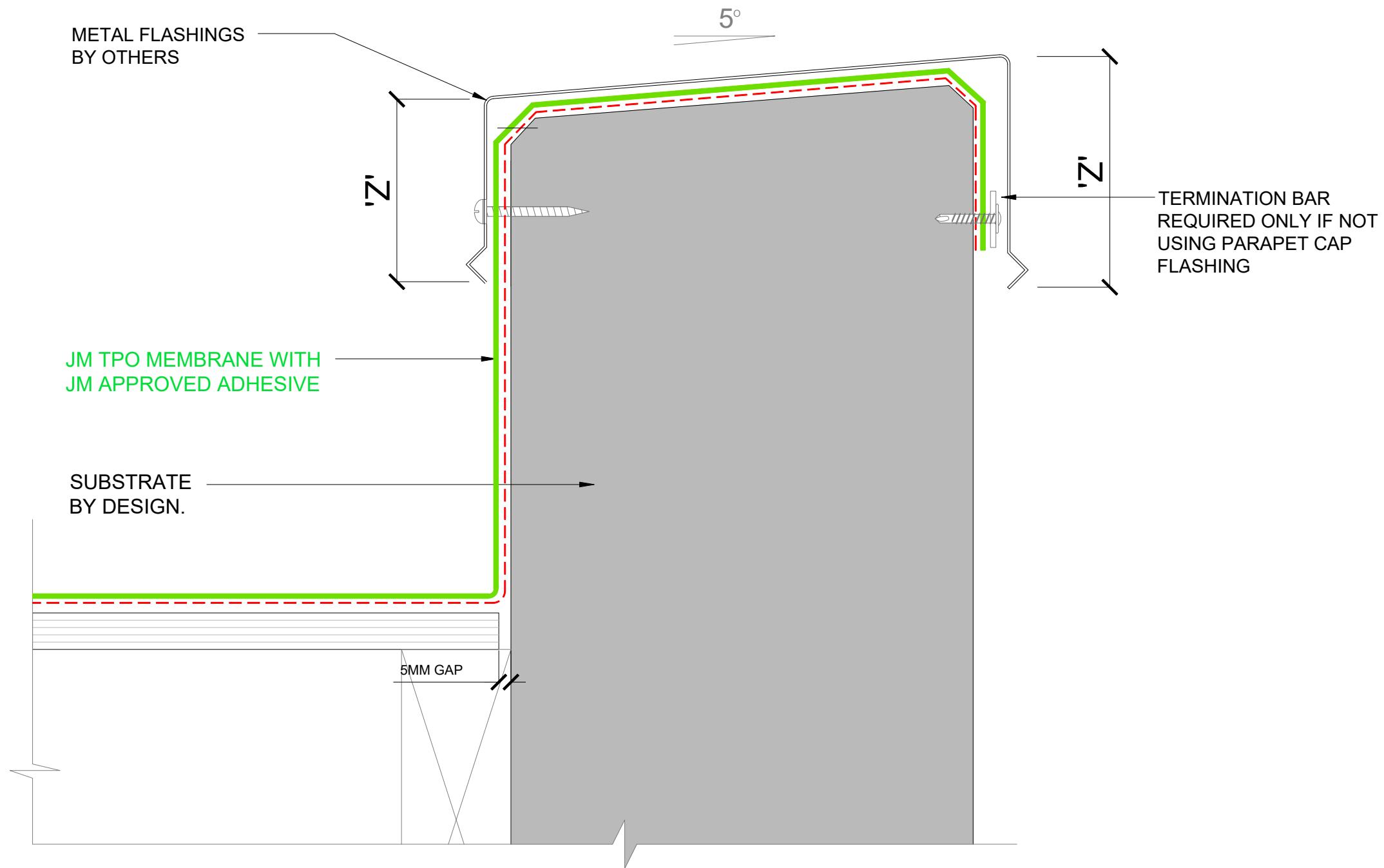
The information and data contained herein are believed to be accurate and reliable. This information does not constitute a warranty and should be used in conjunction with the project specification document supplied by Allco Waterproofing Solutions Ltd. Please contact Allco Waterproofing Solutions Ltd with any questions or deviations from this information.
© Allco Waterproofing Solution Ltd

For Technical Advice Contact:
Web: www.allco.co.nz
Email: info@allco.co.nz
Telephone: 09 448 1185
Facsimile: 09 448 1186



DRAWN BY: ALLCO	DATE: 17/04/19
DRAWING REF: T-005	REV: 3

NOTE: Z = VARIABLE ACCORDING TO WIND ZONES
REFER TO NZBC E2 AS1 TABLE 7 (70mm TYPICAL)



1 PARAPET / WALL CAPPING - WELDED TPO FLASHING
SCALE: NTS

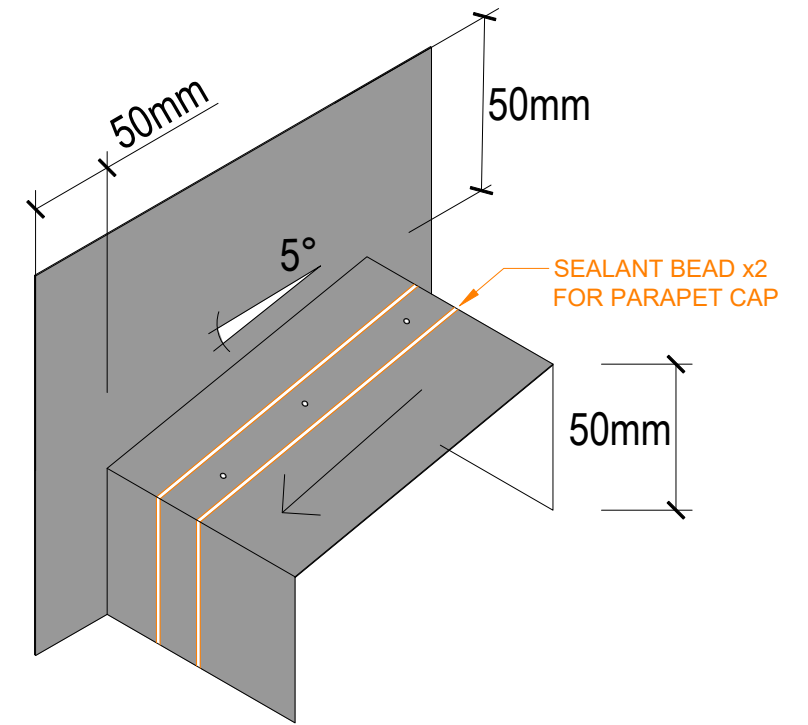
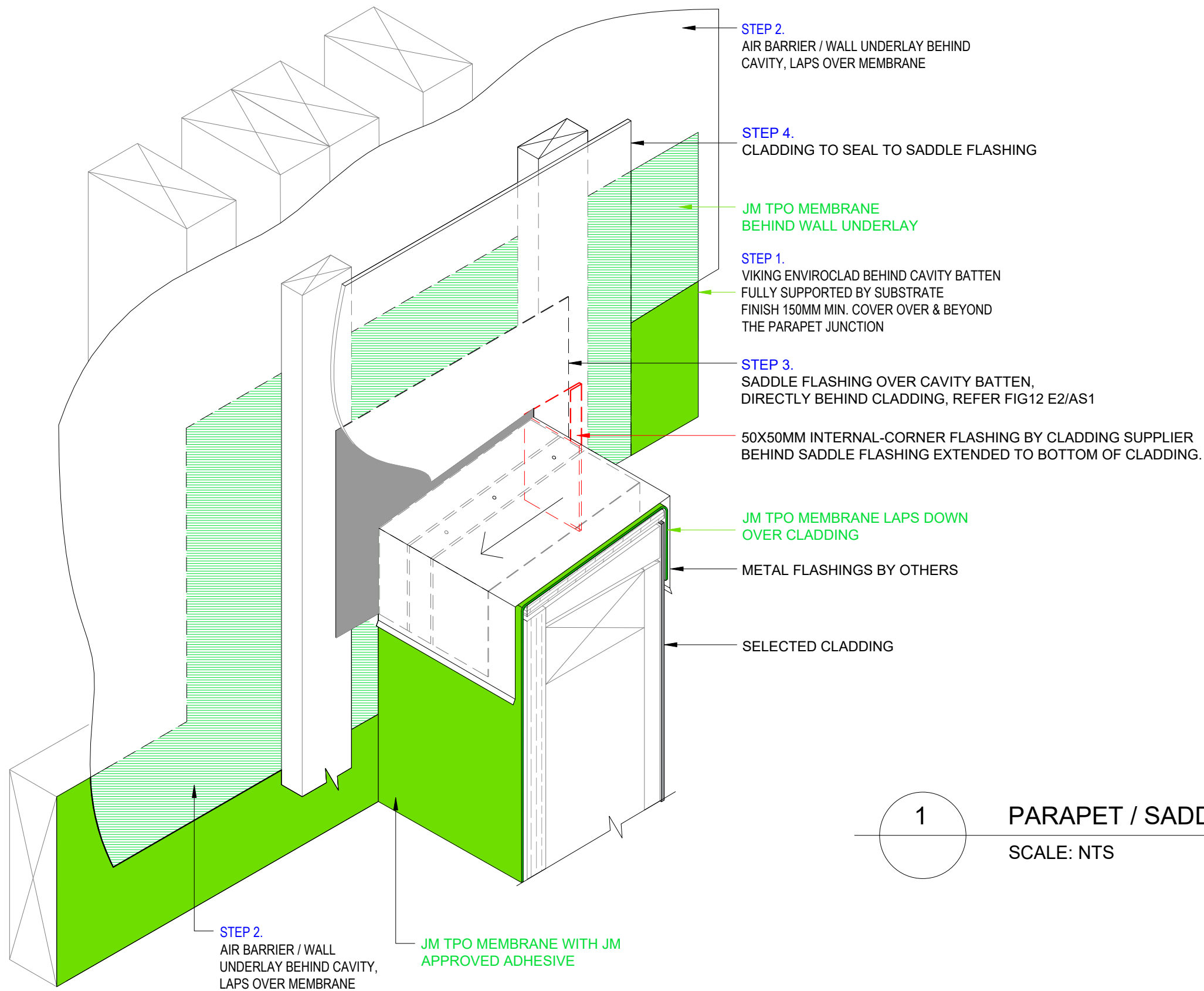


The information and data contained herein are believed to be accurate and reliable.
This information does not constitute a warranty and should be used in conjunction with
the project specification document supplied by Allco Waterproofing Solutions Ltd
Please contact Allco Waterproofing Solutions Ltd with any questions or deviations from
this information.
© Allco Waterproofing Solution Ltd

For Technical Advice Contact:
Web: www.allco.co.nz
Email: info@allco.co.nz
Telephone: 09 448 1185
Facsimile: 09 448 1186



DRAWN BY: ALLCO	DATE: 17/04/19
DRAWING REF: T-007	REV: 2



1

PARAPET / SADDLE FLASHING

SCALE: NTS

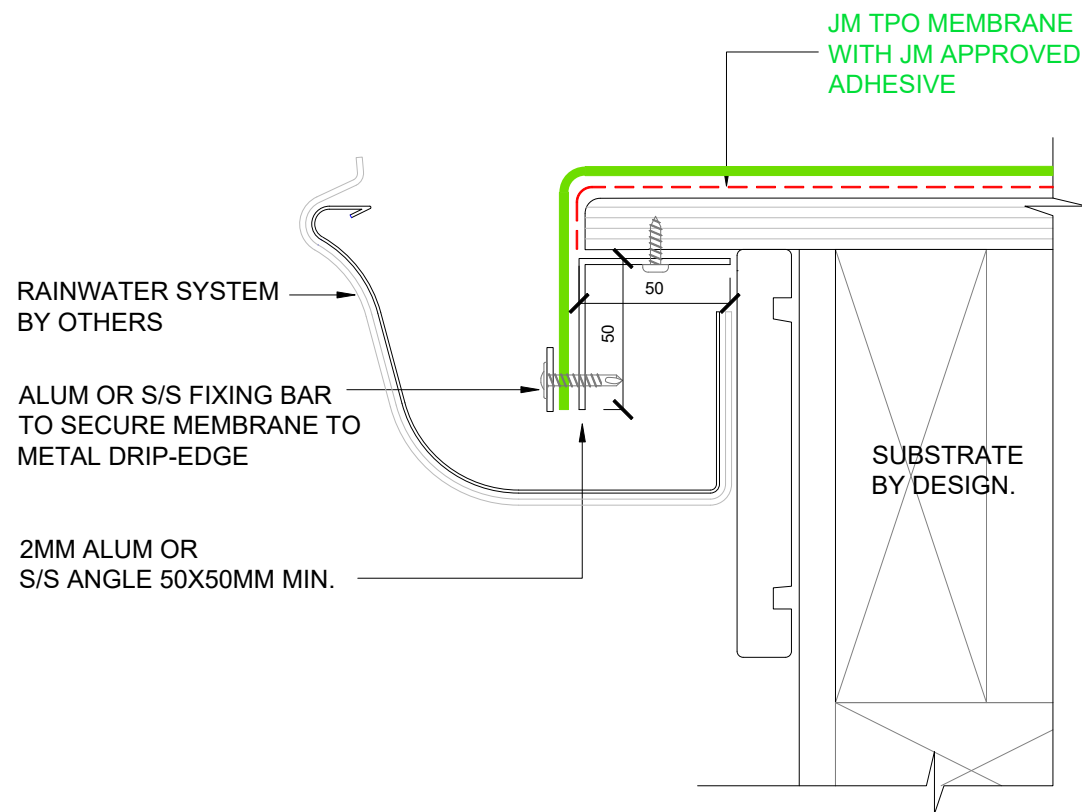


The information and data contained herein are believed to be accurate and reliable. This information does not constitute a warranty and should be used in conjunction with the project specification document supplied by Allco Waterproofing Solutions Ltd. Please contact Allco Waterproofing Solutions Ltd with any questions or deviations from this information.
© Allco Waterproofing Solution Ltd

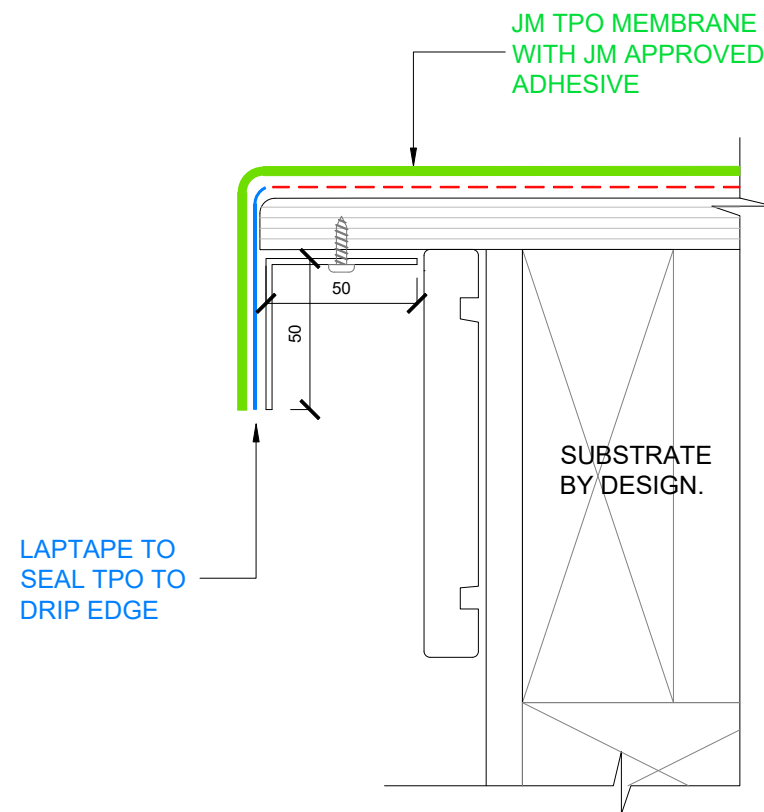
For Technical Advice Contact:
Web: www.allco.co.nz
Email: info@allco.co.nz
Telephone: 09 448 1185
Facsimile: 09 448 1186



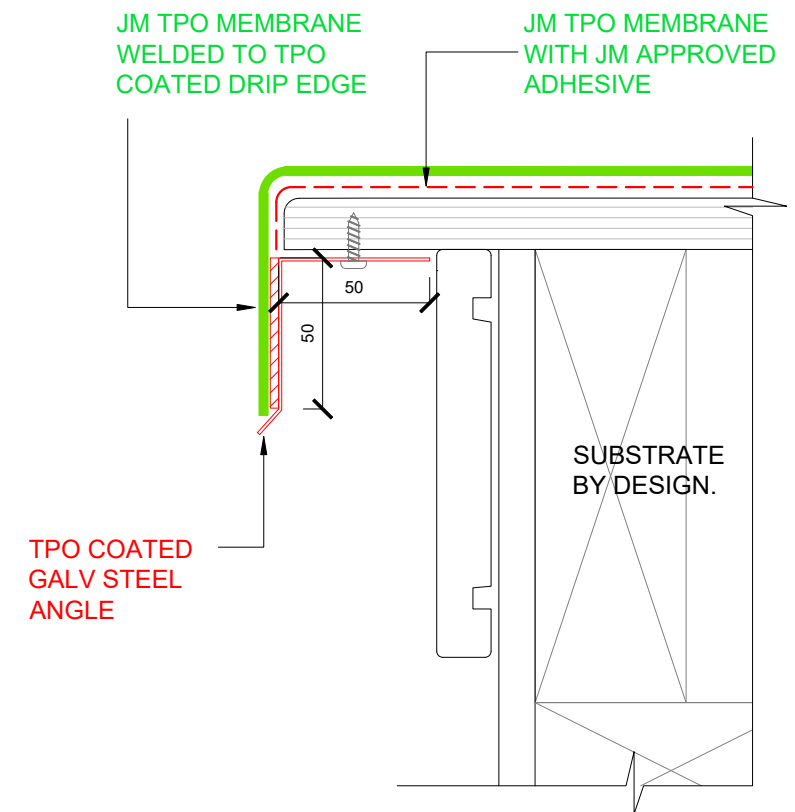
DRAWN BY: ALLCO	DATE: 17/04/19
DRAWING REF: T-007A	REV: 3



OPTION A
CLAMP TERMINATION



OPTION B
LAP TAPE



OPTION C
TPO COATED ANGLE

1 DRIP EDGE TO SPOUTING OPTIONS
SCALE: NTS



The information and data contained herein are believed to be accurate and reliable. This information does not constitute a warranty and should be used in conjunction with the project specification document supplied by Allco Waterproofing Solutions Ltd. Please contact Allco Waterproofing Solutions Ltd with any questions or deviations from this information.
© Allco Waterproofing Solution Ltd

For Technical Advice Contact:
Web: www.allco.co.nz
Email: info@allco.co.nz
Telephone: 09 448 1185
Facsimile: 09 448 1186

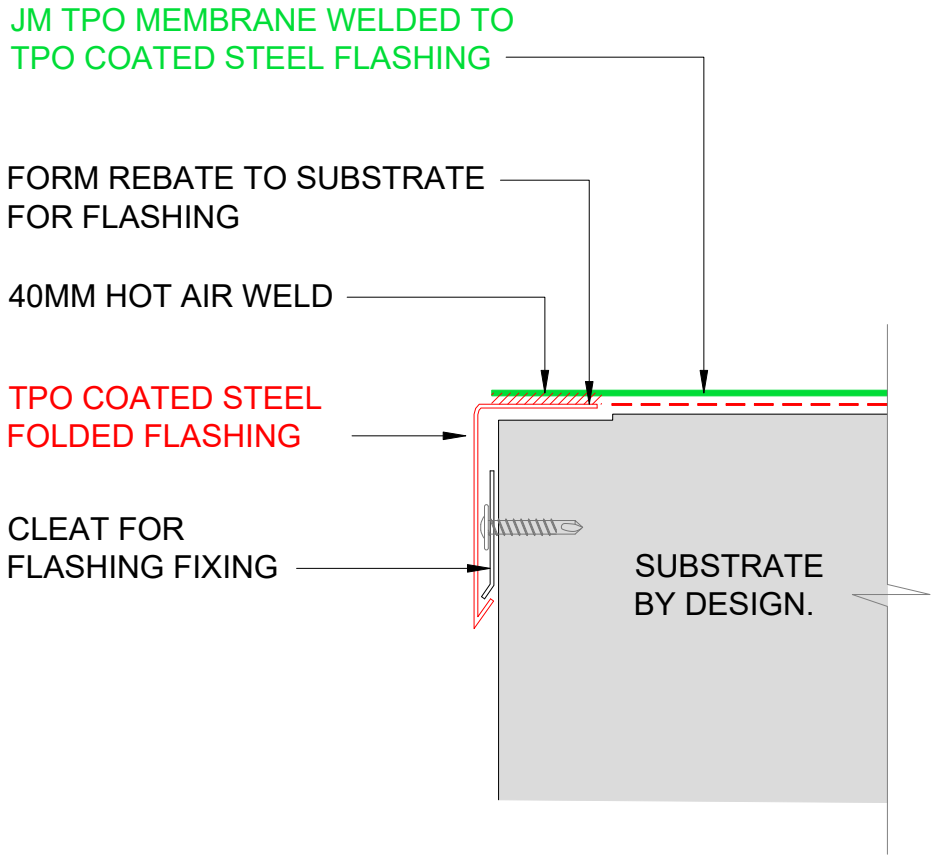


DRAWN BY: ALLCO
DATE: 06/19

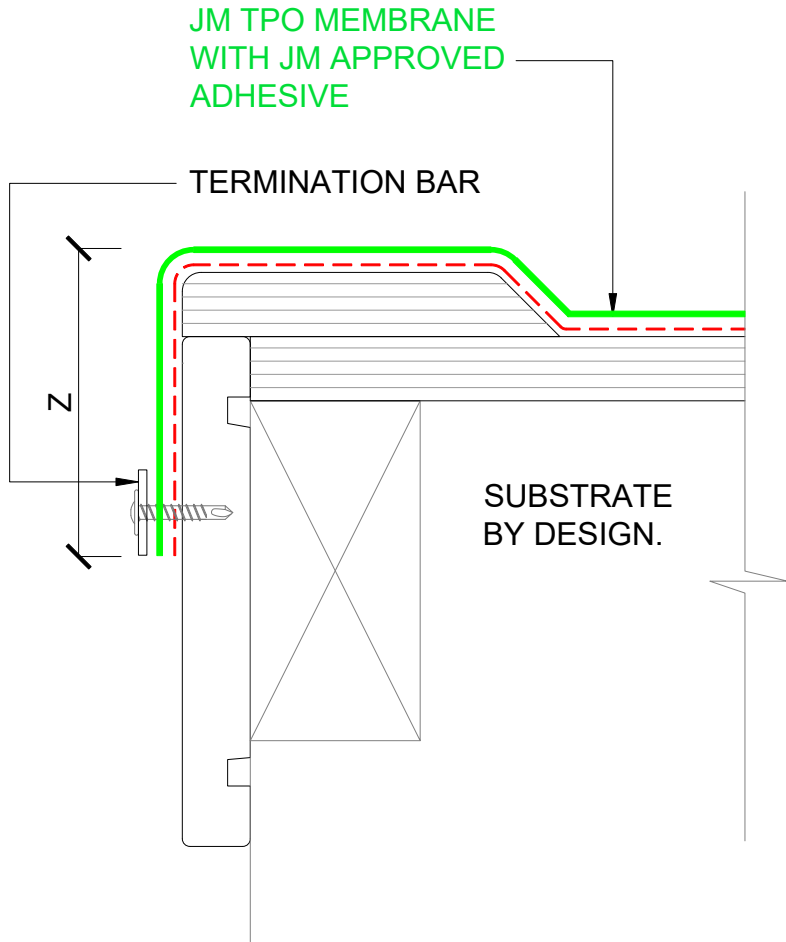
DRAWING REF: T-008

REV: 2

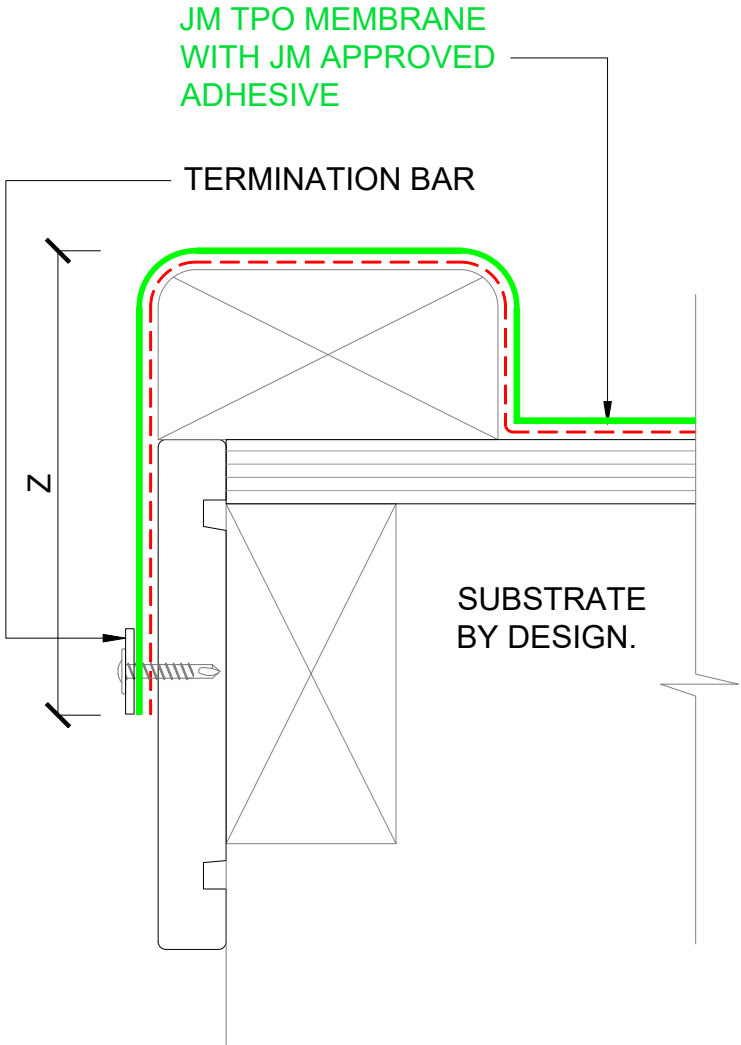
NOTE: Z= VARIABLE ACCORDING TO WIND ZONES REFER TO NZBC E2 AS1 TABLE 7 (70mm TYPICAL)



OPTION A
TPO COATED FLASHING



OPTION B
TERMINATION BAR



OPTION C
TERMINATION BAR

1

SLAB / ROOF EDGE TERMINATION OPTIONS

SCALE: NTS



The information and data contained herein are believed to be accurate and reliable. This information does not constitute a warranty and should be used in conjunction with the project specification document supplied by Allco Waterproofing Solutions Ltd. Please contact Allco Waterproofing Solutions Ltd with any questions or deviations from this information.
© Allco Waterproofing Solution Ltd

For Technical Advice Contact:
Web: www.allco.co.nz
Email: info@allco.co.nz
Telephone: 09 448 1185
Facsimile: 09 448 1186



DRAWN BY: ALLCO
DATE: 17/04/19

DRAWING REF: T-009
REV: 1

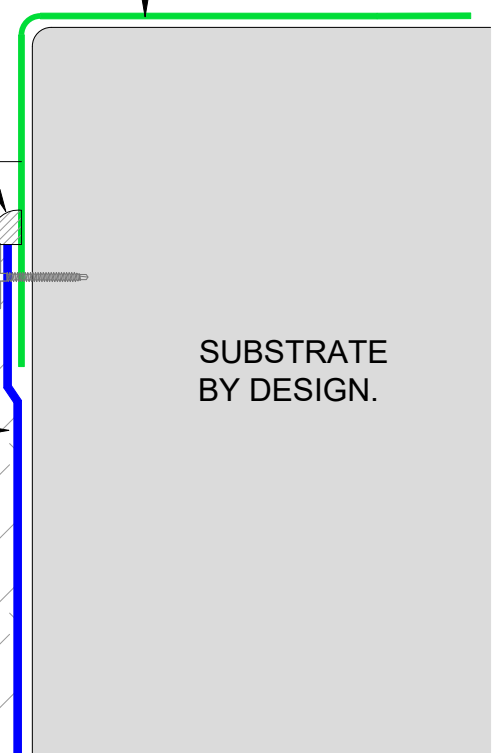
JM TPO MEMBRANE,
LAPS DOWN BEHIND TANKING
MEMBRANE

TERMINATION BAR &
CETSEAL SEALANT TO
TOP EDGE

FGL

VOLCLAY TANKING
MEMBRANE

BACK FILL



OPTION A
LAP UNDER TANKING

JM TPO MEMBRANE,
LAPS DOWN AND WELDED TO
TPO COATED TERMINATION BAR

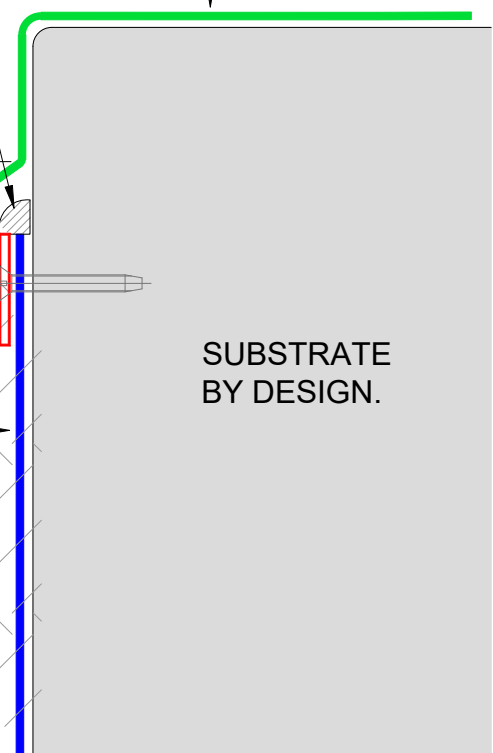
CETSEAL SEALANT TO
TOP EDGE OF TANKING

FGL

TPO COATED
TERMINATION BAR

VOLCLAY TANKING
MEMBRANE

BACK FILL



OPTION B
LAP OVER TANKING

1

TPO LAP TO TANKING MEMBRANE

SCALE: NTS



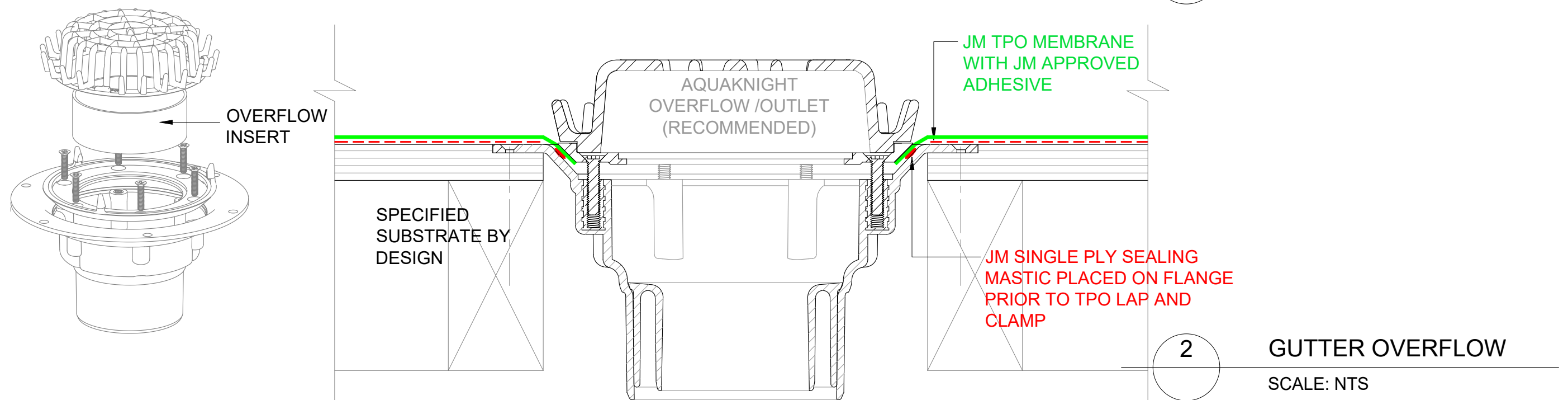
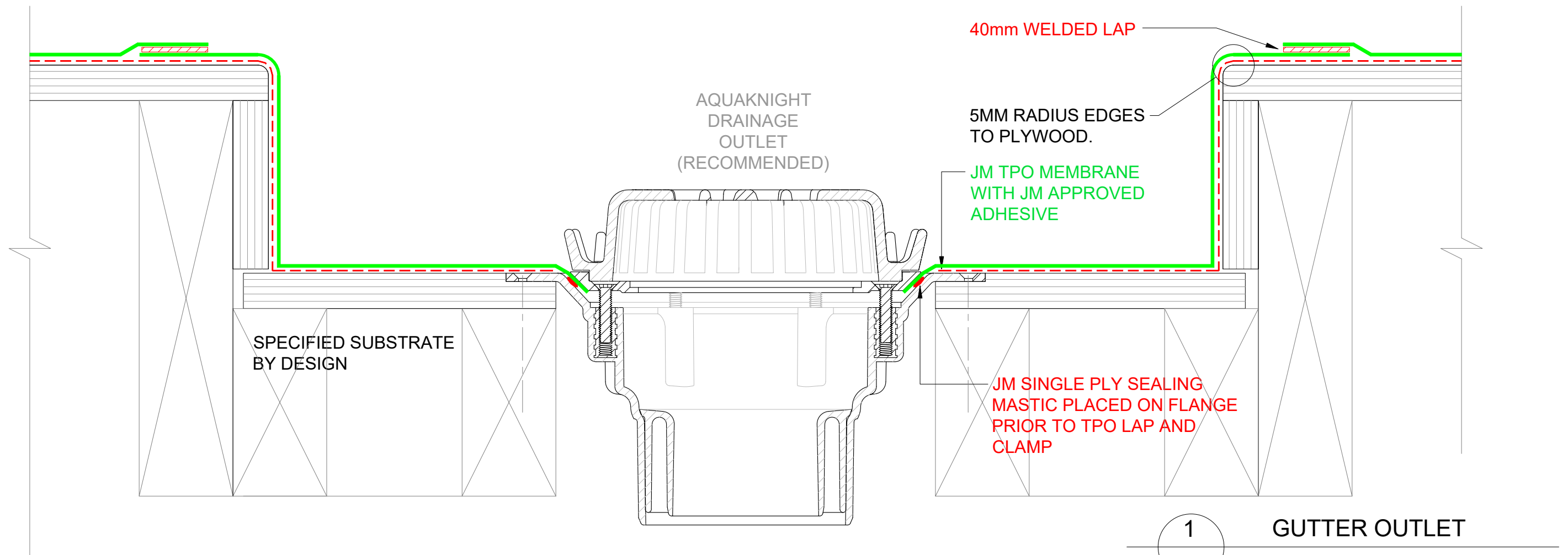
The information and data contained herein are believed to be accurate and reliable. This information does not constitute a warranty and should be used in conjunction with the project specification document supplied by Allco Waterproofing Solutions Ltd. Please contact Allco Waterproofing Solutions Ltd with any questions or deviations from this information.
© Allco Waterproofing Solution Ltd

For Technical Advice Contact:
Web: www.allco.co.nz
Email: info@allco.co.nz
Telephone: 09 448 1185
Facsimile: 09 448 1186



DRAWN BY: ALLCO
DATE: 17/04/19

DRAWING REF: T-010
REV: 1



The information and data contained herein are believed to be accurate and reliable. This information does not constitute a warranty and should be used in conjunction with the project specification document supplied by Allco Waterproofing Solutions Ltd. Please contact Allco Waterproofing Solutions Ltd with any questions or deviations from this information.
© Allco Waterproofing Solution Ltd

For Technical Advice Contact:
Web: www.allco.co.nz
Email: info@allco.co.nz
Telephone: 09 448 1185
Facsimile: 09 448 1186



DRAWN BY:
ALLCO

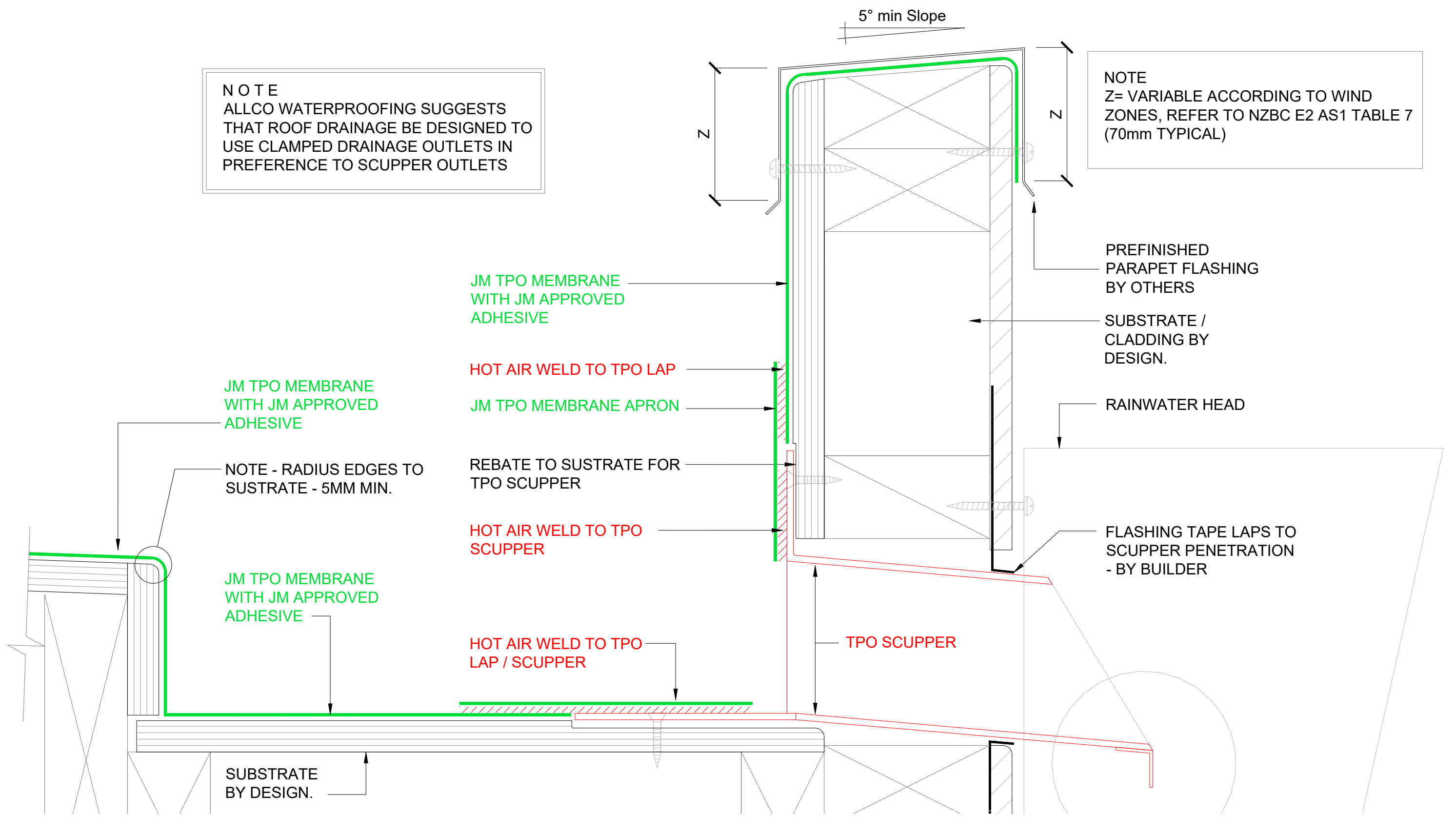
DATE:
06/19

DRAWING REF:
T-011

REV:
1

NOTE
 ALLCO WATERPROOFING SUGGESTS
 THAT ROOF DRAINAGE BE DESIGNED TO
 USE CLAMPED DRAINAGE OUTLETS IN
 PREFERENCE TO SCUPPER OUTLETS

NOTE
 Z= VARIABLE ACCORDING TO WIND
 ZONES, REFER TO NZBC E2 AS1 TABLE 7
 (70mm TYPICAL)



1 SCUPPER / RWH OUTLET
 SCALE: NTS



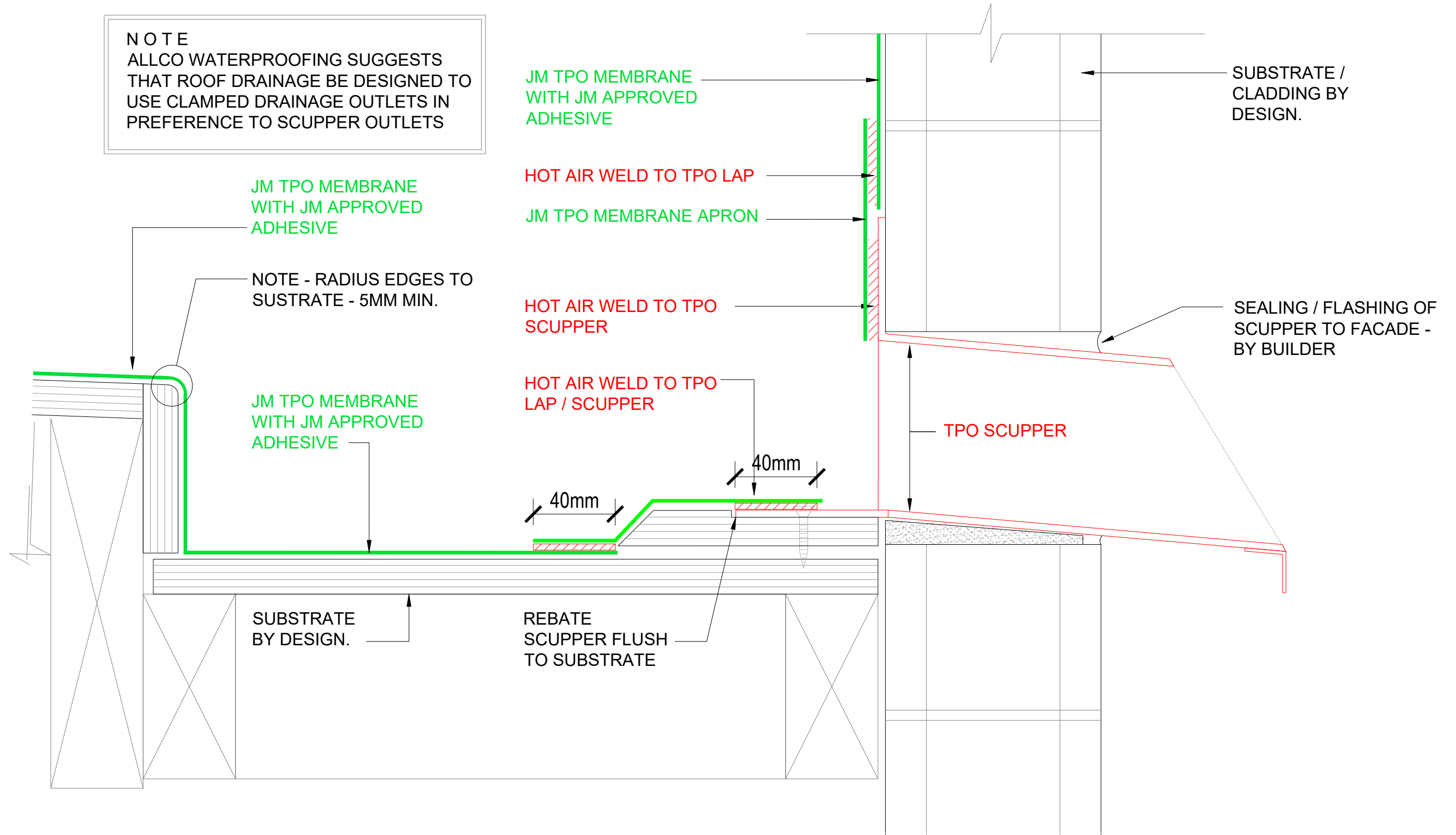
The information and data contained herein are believed to be accurate and reliable. This information does not constitute a warranty and should be used in conjunction with the project specification document supplied by Allco Waterproofing Solutions Ltd. Please contact Allco Waterproofing Solutions Ltd with any questions or deviations from this information.
 © Allco Waterproofing Solution Ltd

For Technical Advice Contact:
 Web: www.allco.co.nz
 Email: info@allco.co.nz
 Telephone: 09 448 1185
 Facsimile: 09 448 1186



DRAWN BY: ALLCO	DATE: 17/04/19
DRAWING REF: T-012	REV: 2

NOTE
 ALLCO WATERPROOFING SUGGESTS
 THAT ROOF DRAINAGE BE DESIGNED TO
 USE CLAMPED DRAINAGE OUTLETS IN
 PREFERENCE TO SCUPPER OUTLETS



1

SCUPPER / OVERFLOW
 SCALE: NTS

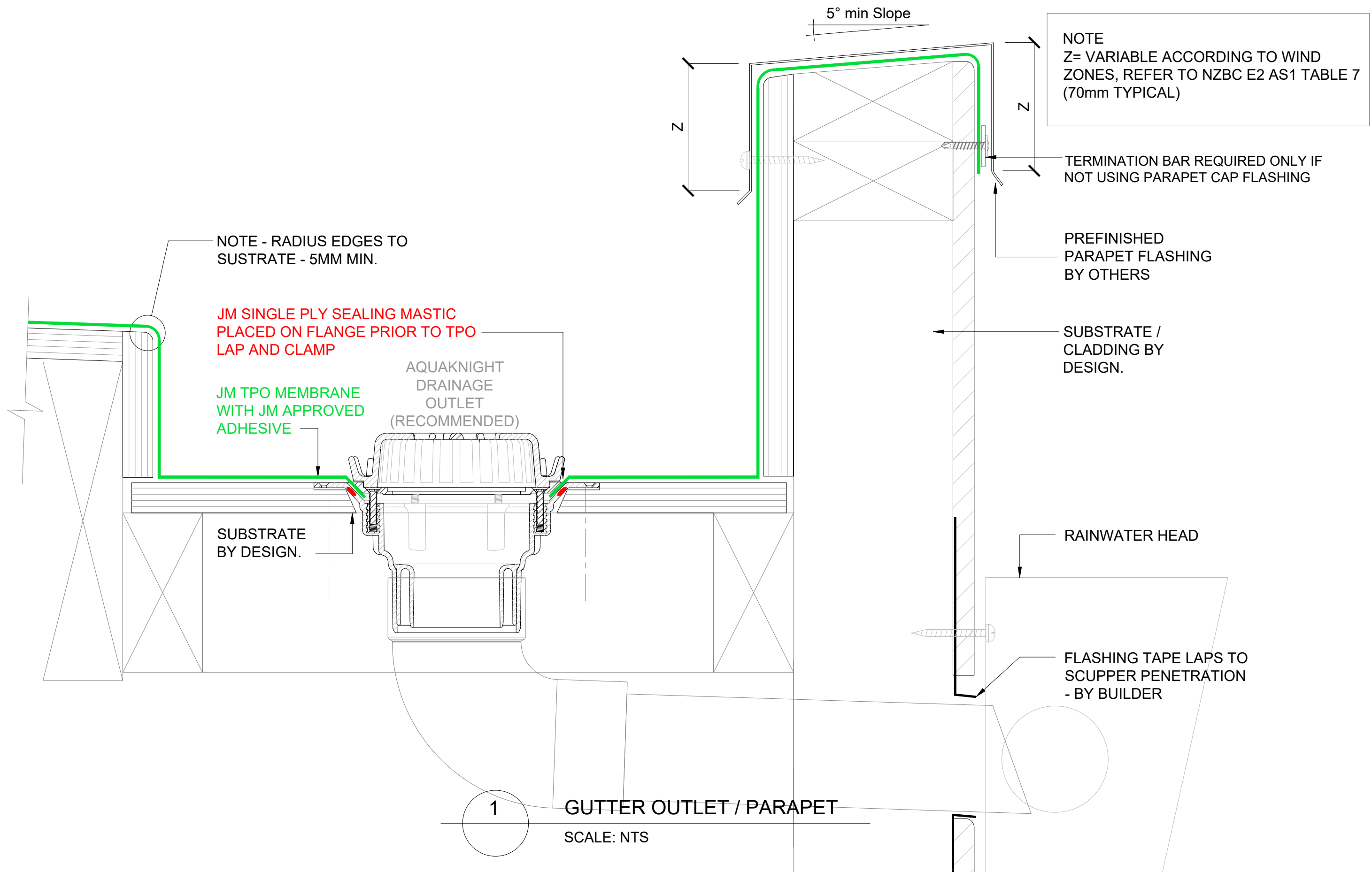


The information and data contained herein are believed to be accurate and reliable. This information does not constitute a warranty and should be used in conjunction with the project specification document supplied by Allco Waterproofing Solutions Ltd. Please contact Allco Waterproofing Solutions Ltd with any questions or deviations from this information.
 © Allco Waterproofing Solution Ltd

For Technical Advice Contact:
 Web: www.allco.co.nz
 Email: info@allco.co.nz
 Telephone: 09 448 1185
 Facsimile: 09 448 1186



DRAWN BY: ALLCO	DATE: 17/04/19
DRAWING REF: T-012B	REV: 2



The information and data contained herein are believed to be accurate and reliable. This information does not constitute a warranty and should be used in conjunction with the project specification document supplied by Allco Waterproofing Solutions Ltd. Please contact Allco Waterproofing Solutions Ltd with any questions or deviations from this information.
© Allco Waterproofing Solution Ltd

For Technical Advice Contact:
Web: www.allco.co.nz
Email: info@allco.co.nz
Telephone: 09 448 1185
Facsimile: 09 448 1186



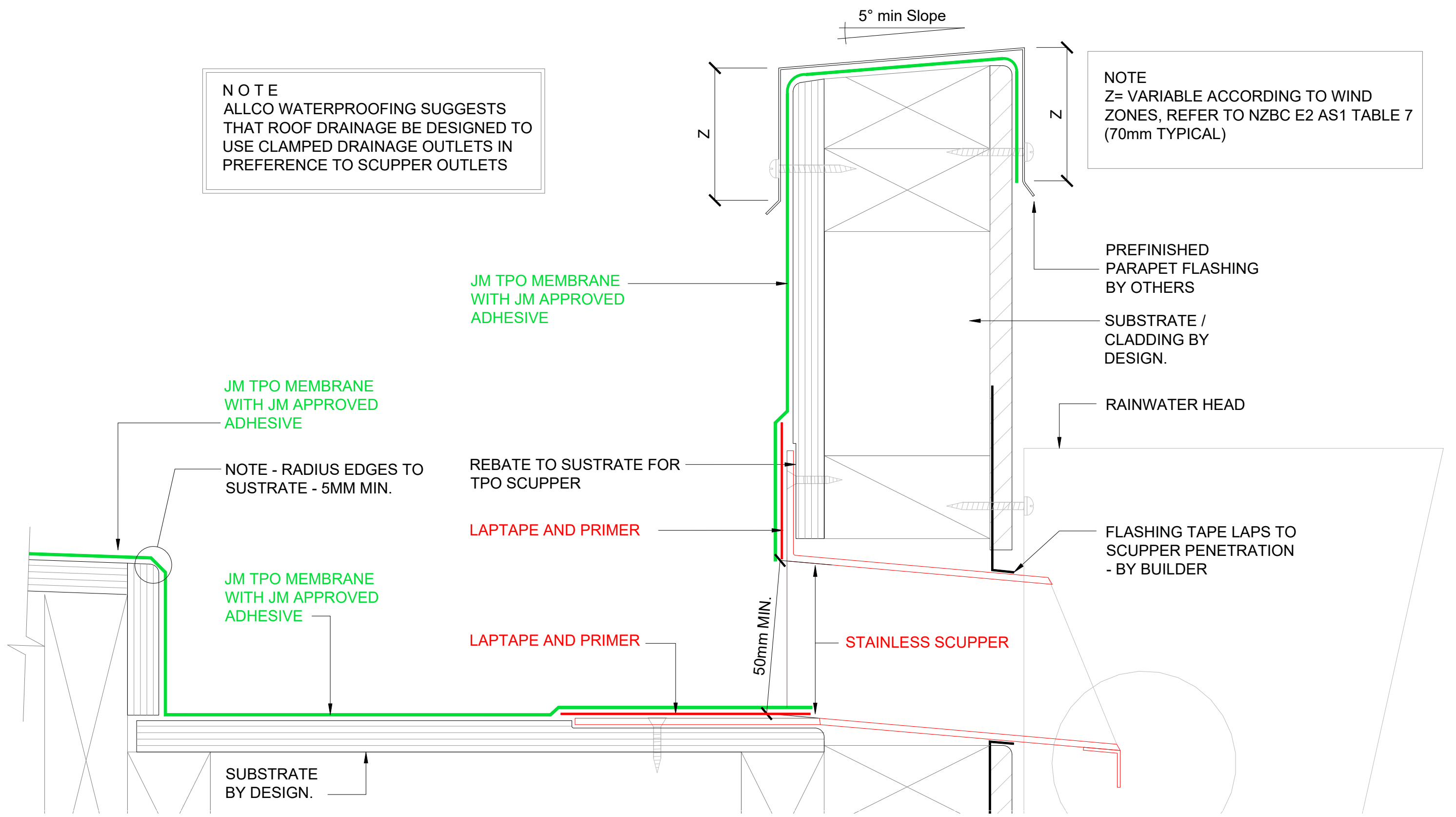
DRAWN BY: ALLCO
DATE: 10/19

DRAWING REF: T-012C

REV: 1

NOTE
 ALLCO WATERPROOFING SUGGESTS
 THAT ROOF DRAINAGE BE DESIGNED TO
 USE CLAMPED DRAINAGE OUTLETS IN
 PREFERENCE TO SCUPPER OUTLETS

NOTE
 Z= VARIABLE ACCORDING TO WIND
 ZONES, REFER TO NZBC E2 AS1 TABLE 7
 (70mm TYPICAL)



1 SCUPPER / RWH OUTLET
 SCALE: NTS

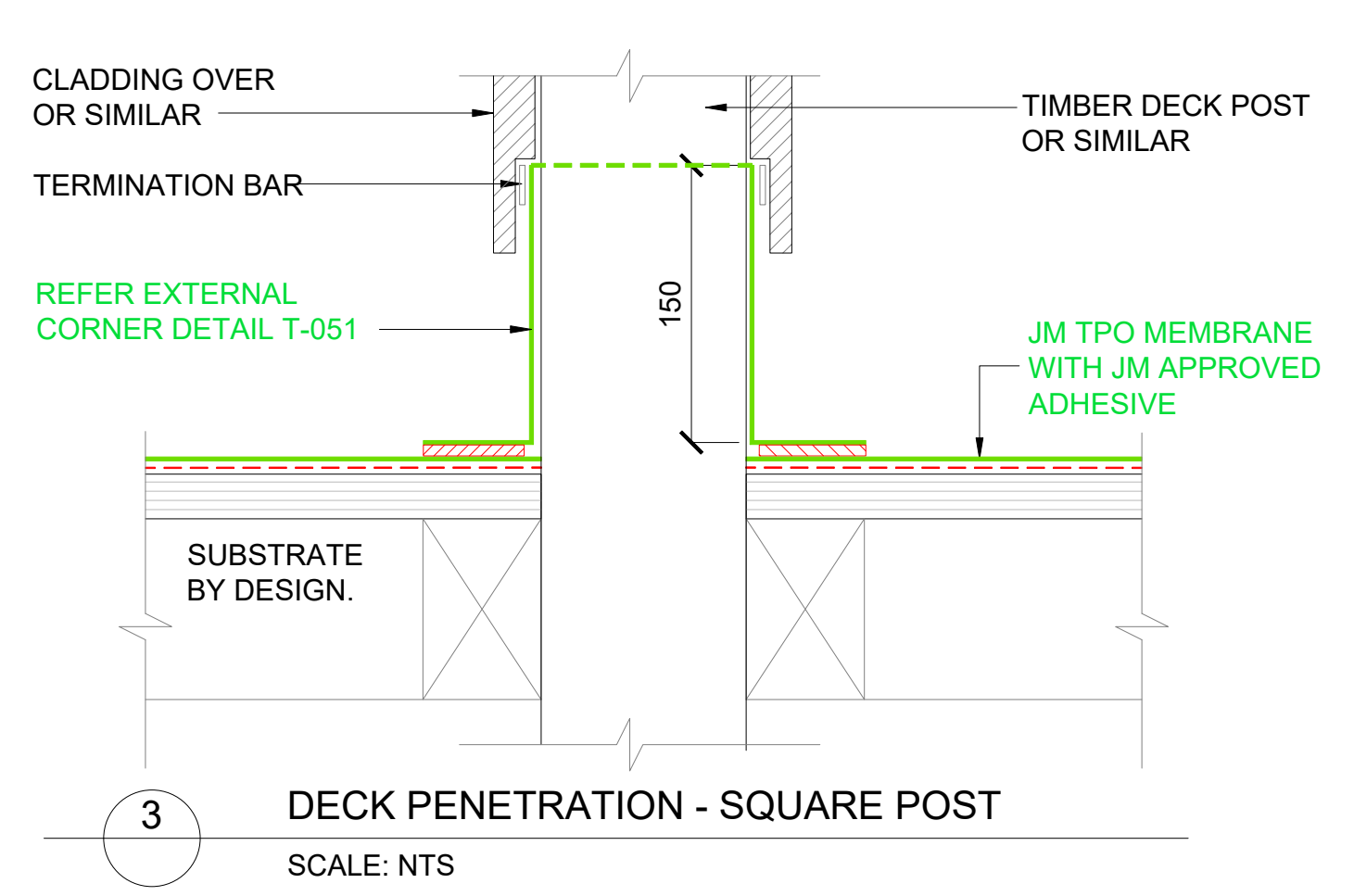
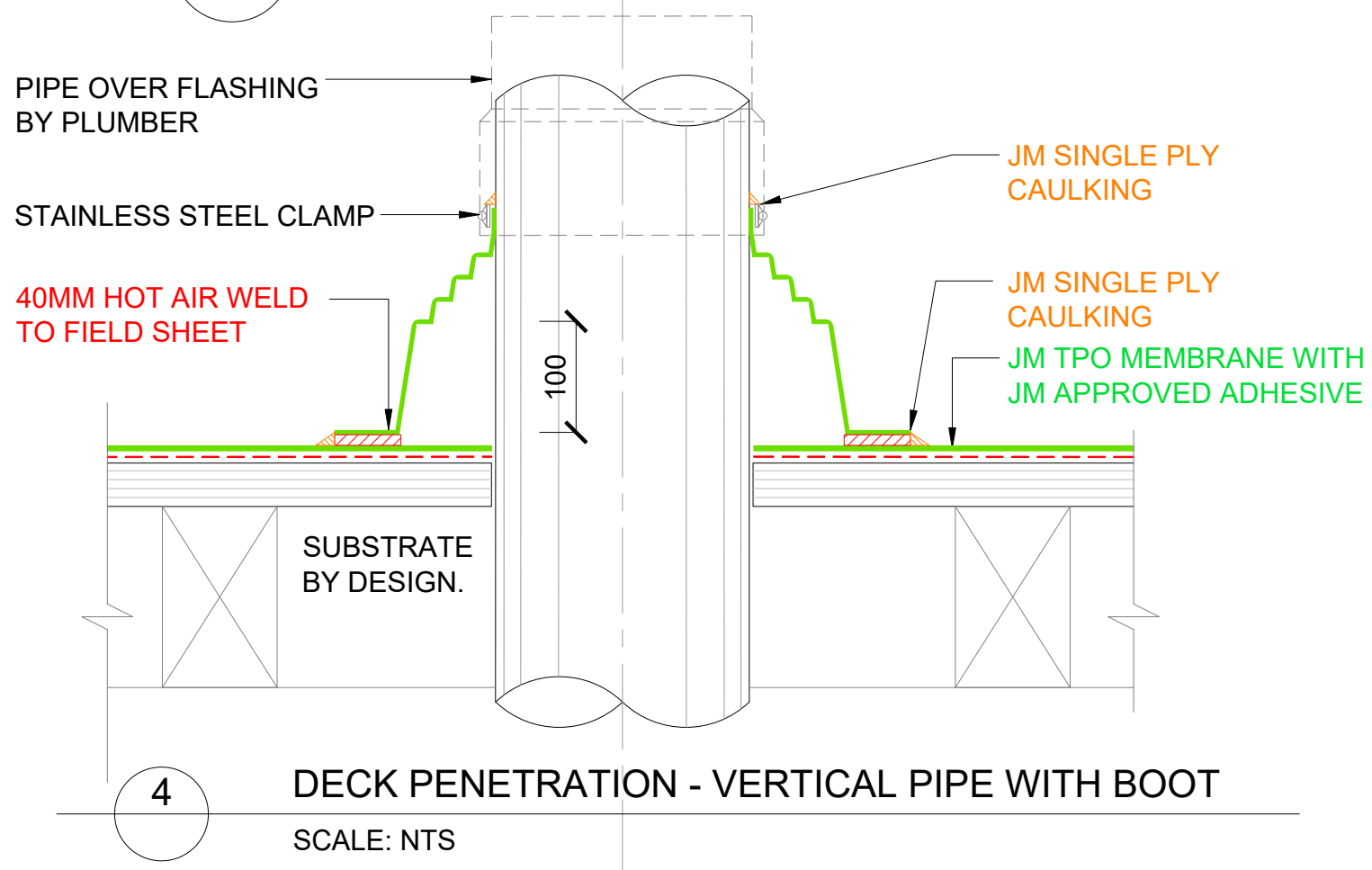
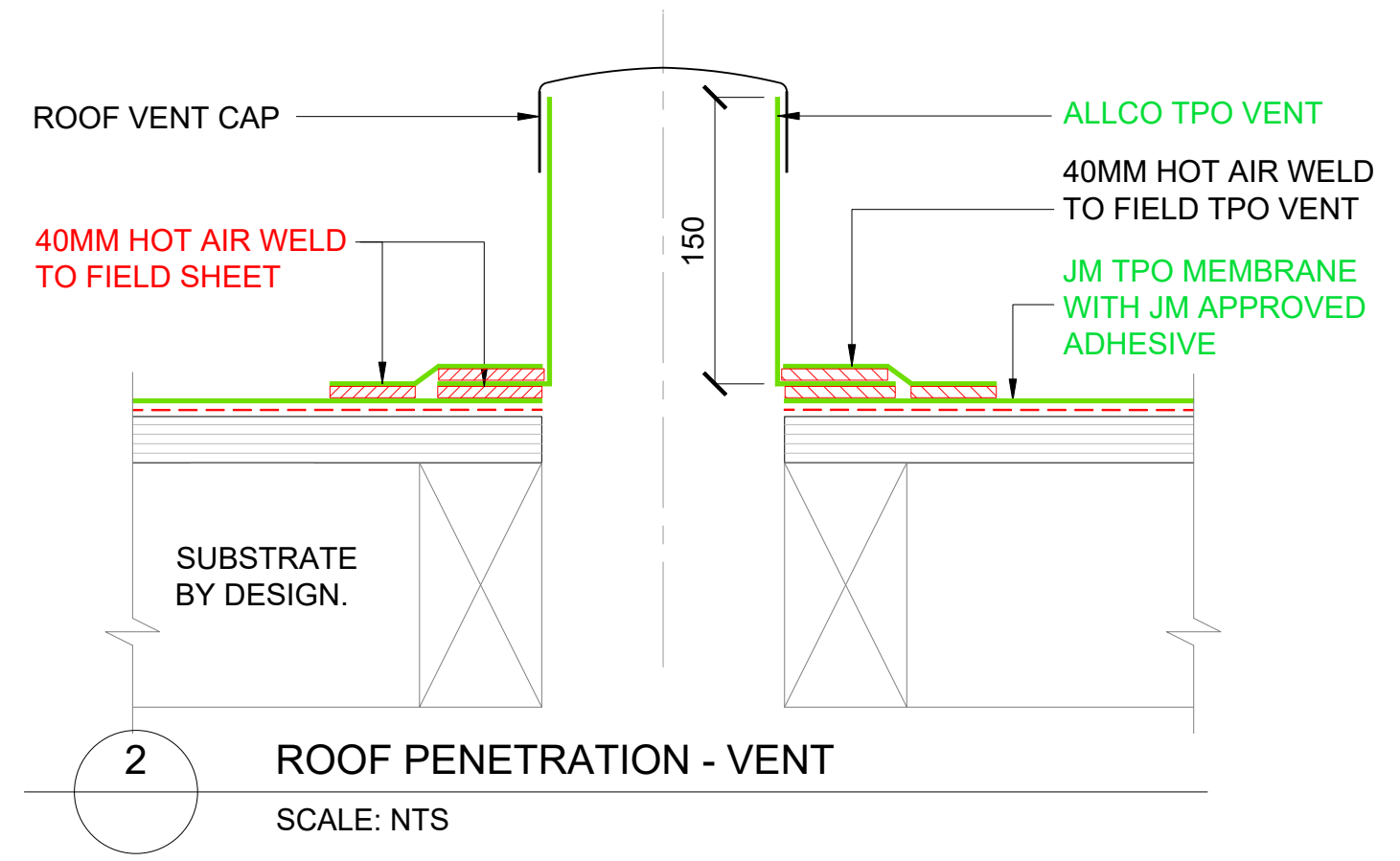
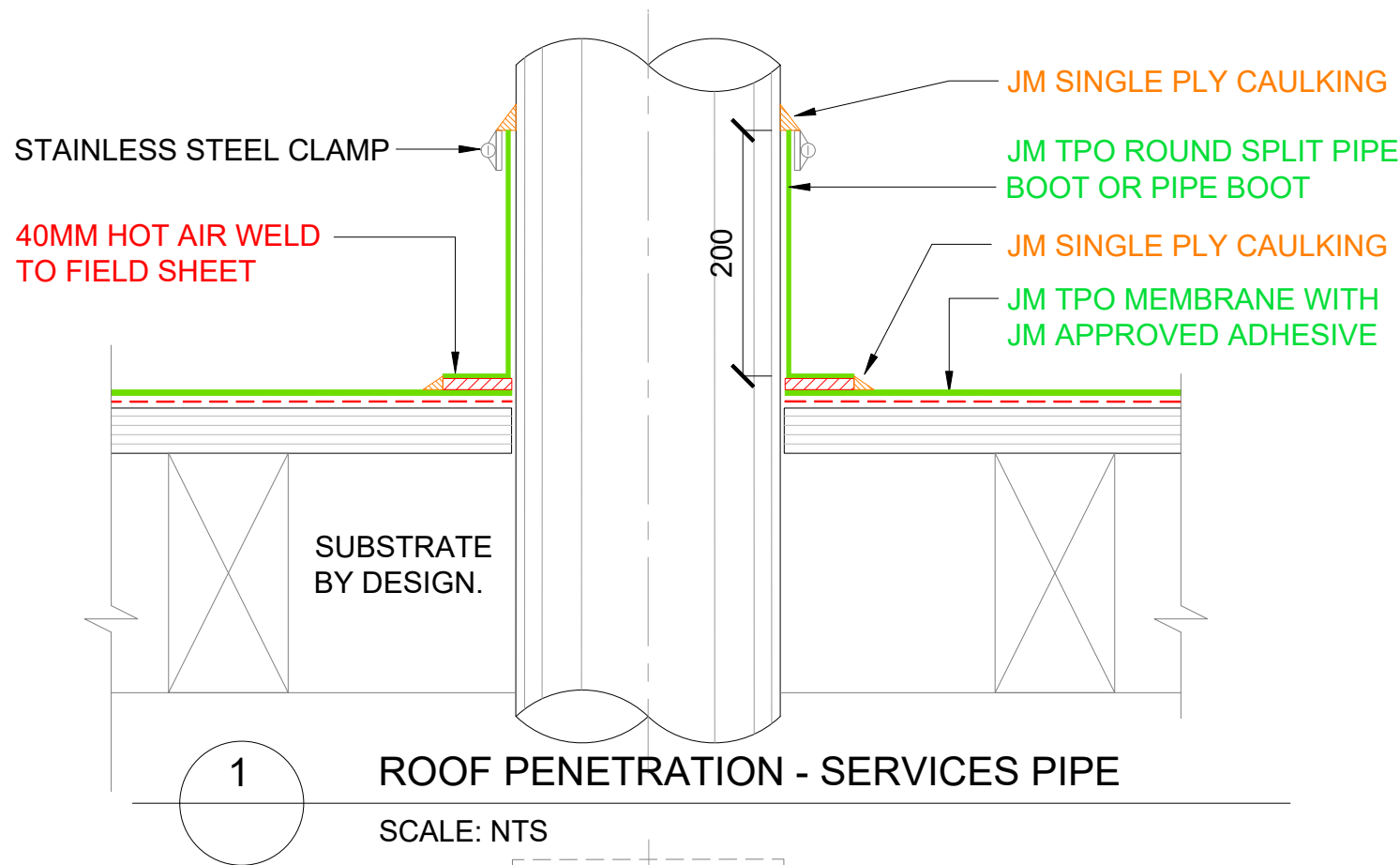


The information and data contained herein are believed to be accurate and reliable. This information does not constitute a warranty and should be used in conjunction with the project specification document supplied by Allco Waterproofing Solutions Ltd. Please contact Allco Waterproofing Solutions Ltd with any questions or deviations from this information.
 © Allco Waterproofing Solution Ltd

For Technical Advice Contact:
 Web: www.allco.co.nz
 Email: info@allco.co.nz
 Telephone: 09 448 1185
 Facsimile: 09 448 1186



DRAWN BY: ALLCO	DATE: 17/04/19
DRAWING REF: T-012D	REV: 1



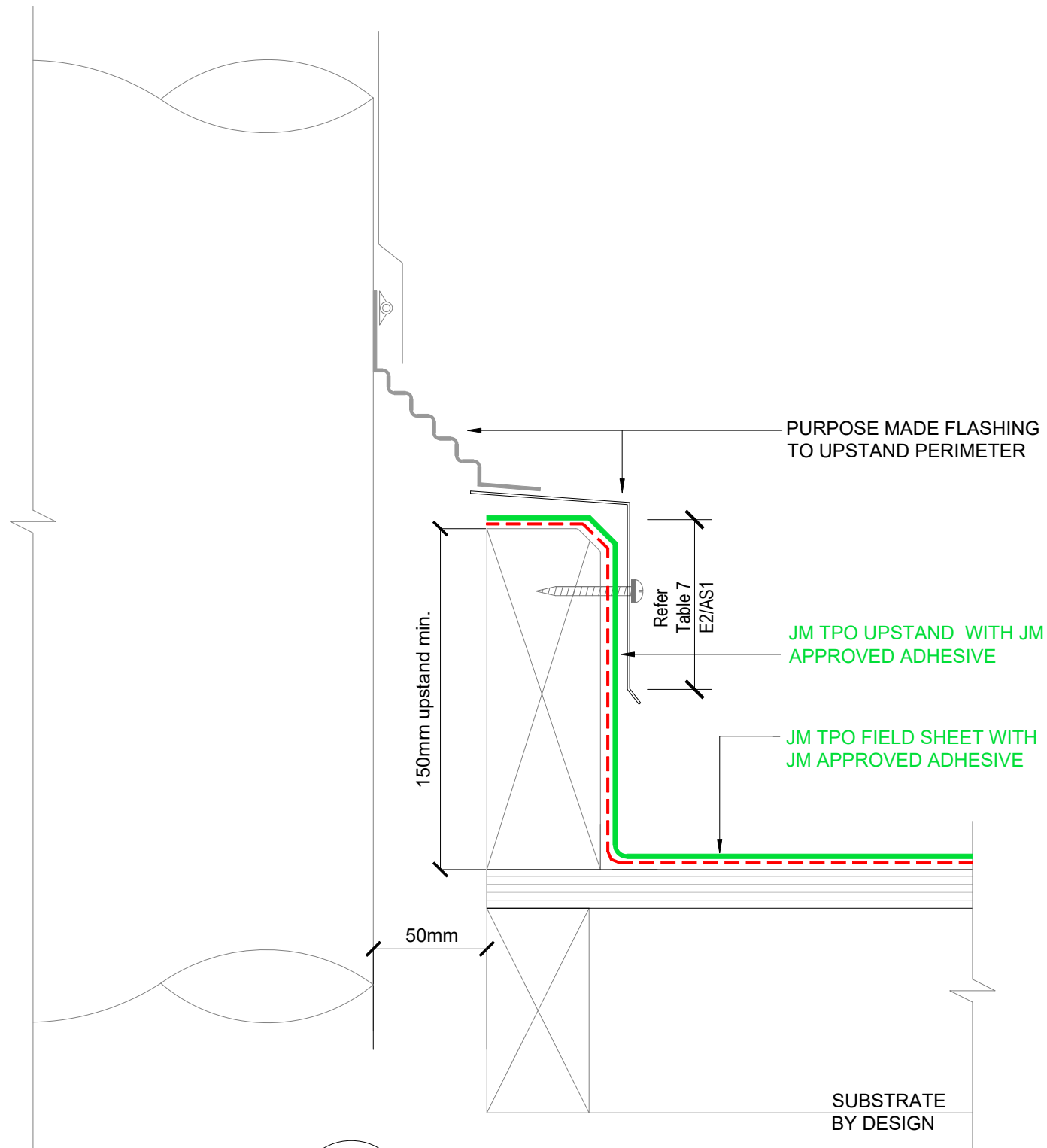
The information and data contained herein are believed to be accurate and reliable. This information does not constitute a warranty and should be used in conjunction with the project specification document supplied by Allco Waterproofing Solutions Ltd. Please contact Allco Waterproofing Solutions Ltd with any questions or deviations from this information.

© Allco Waterproofing Solution Ltd

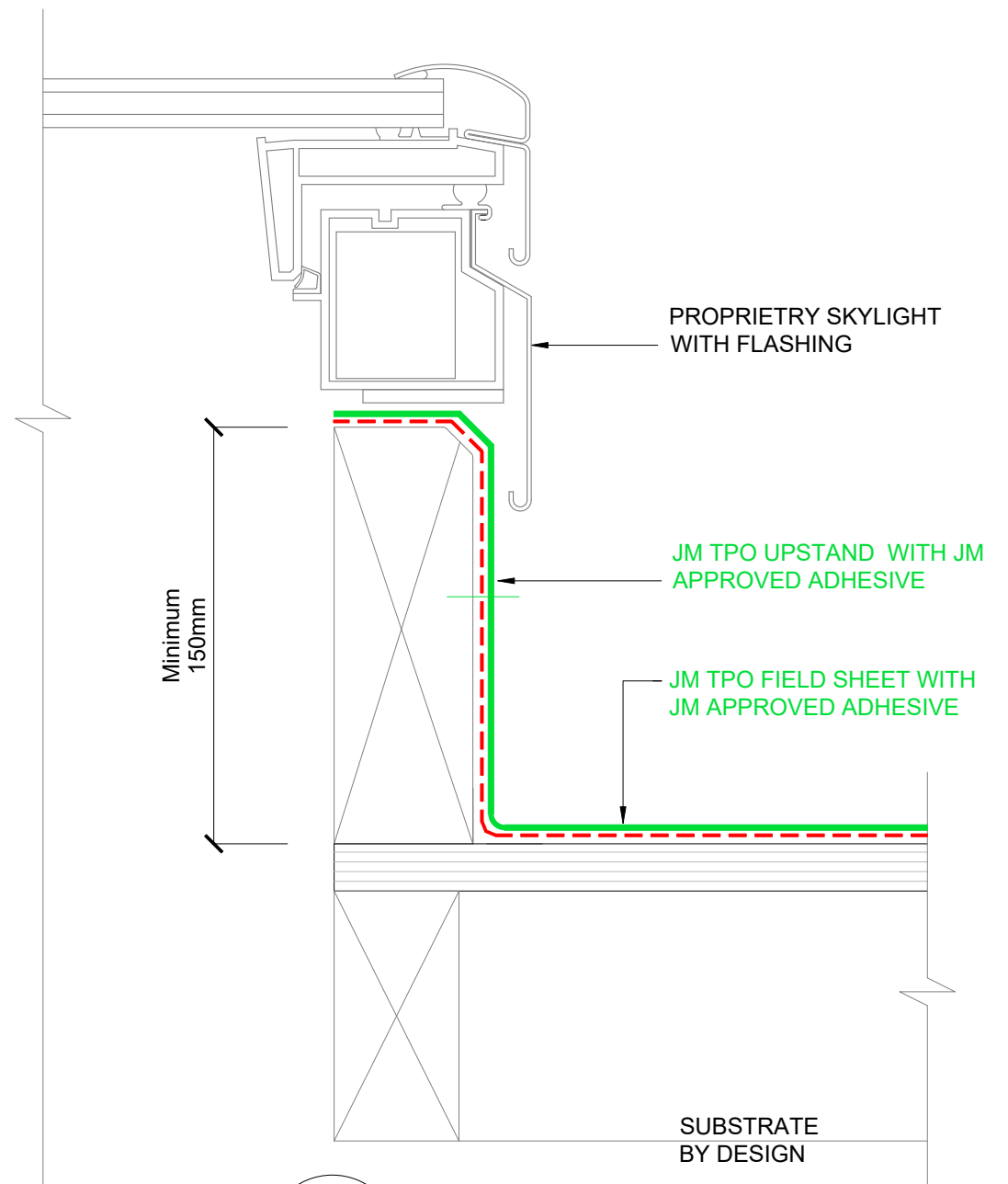
For Technical Advice Contact:
 Web: www.allco.co.nz
 Email: info@allco.co.nz
 Telephone: 09 448 1185
 Facsimile: 09 448 1186



DRAWN BY: ALLCO	DATE: 17/04/19
DRAWING REF: T-013	REV: 3



A FLUE / EXTRACT UPSTAND



B SKYLIGHT UPSTAND

1 ROOF UPSTAND
SCALE: NTS

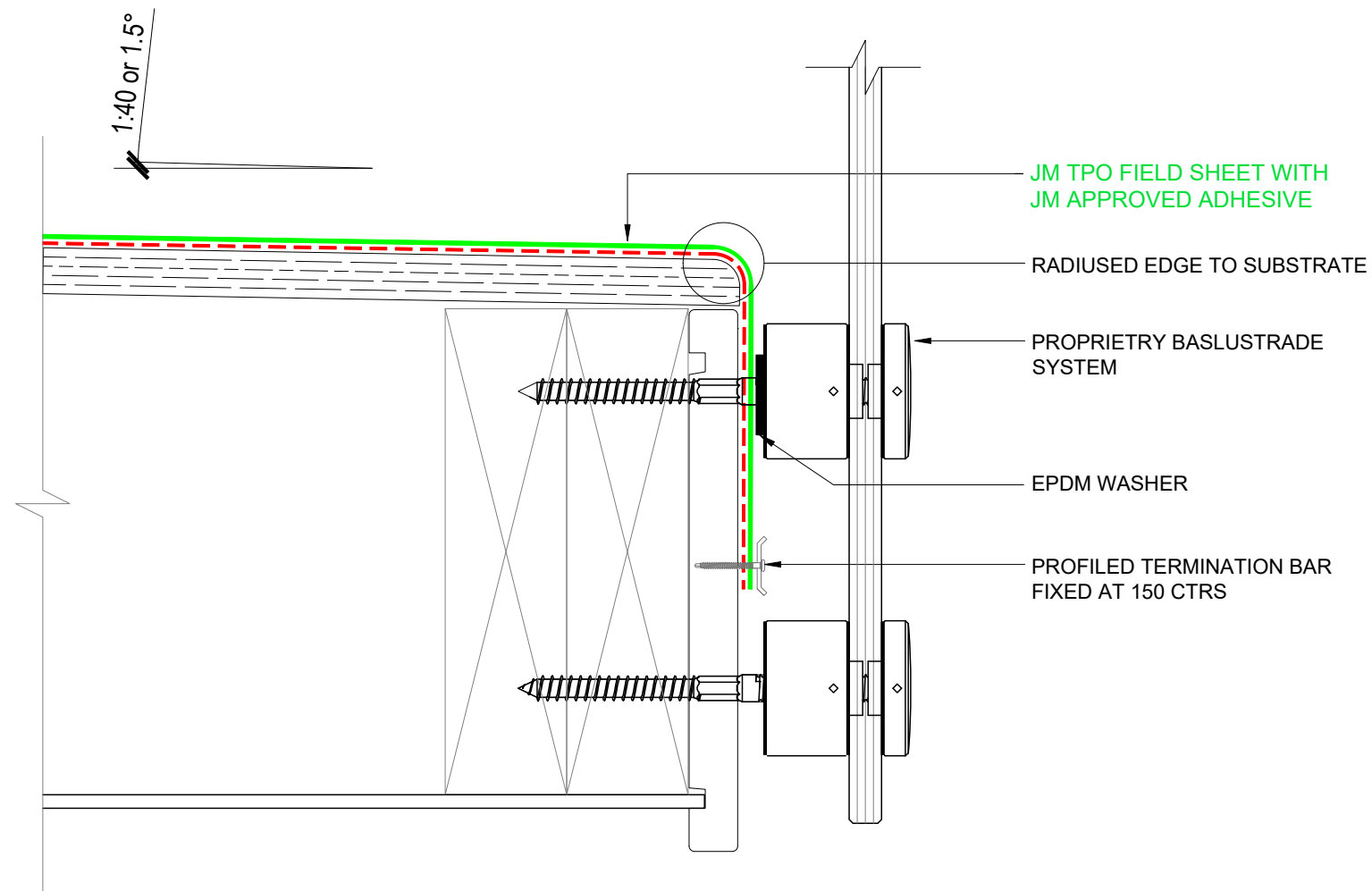


The information and data contained herein are believed to be accurate and reliable. This information does not constitute a warranty and should be used in conjunction with the project specification document supplied by Allco Waterproofing Solutions Ltd. Please contact Allco Waterproofing Solutions Ltd with any questions or deviations from this information.
© Allco Waterproofing Solution Ltd

For Technical Advice Contact:
Web: www.allco.co.nz
Email: info@allco.co.nz
Telephone: 09 448 1185
Facsimile: 09 448 1186



DRAWN BY: ALLCO	DATE: 17/04/19
DRAWING REF: T-014	REV: 2



1

BALUSTRADE FIXING / ROOF EDGE

SCALE: NTS



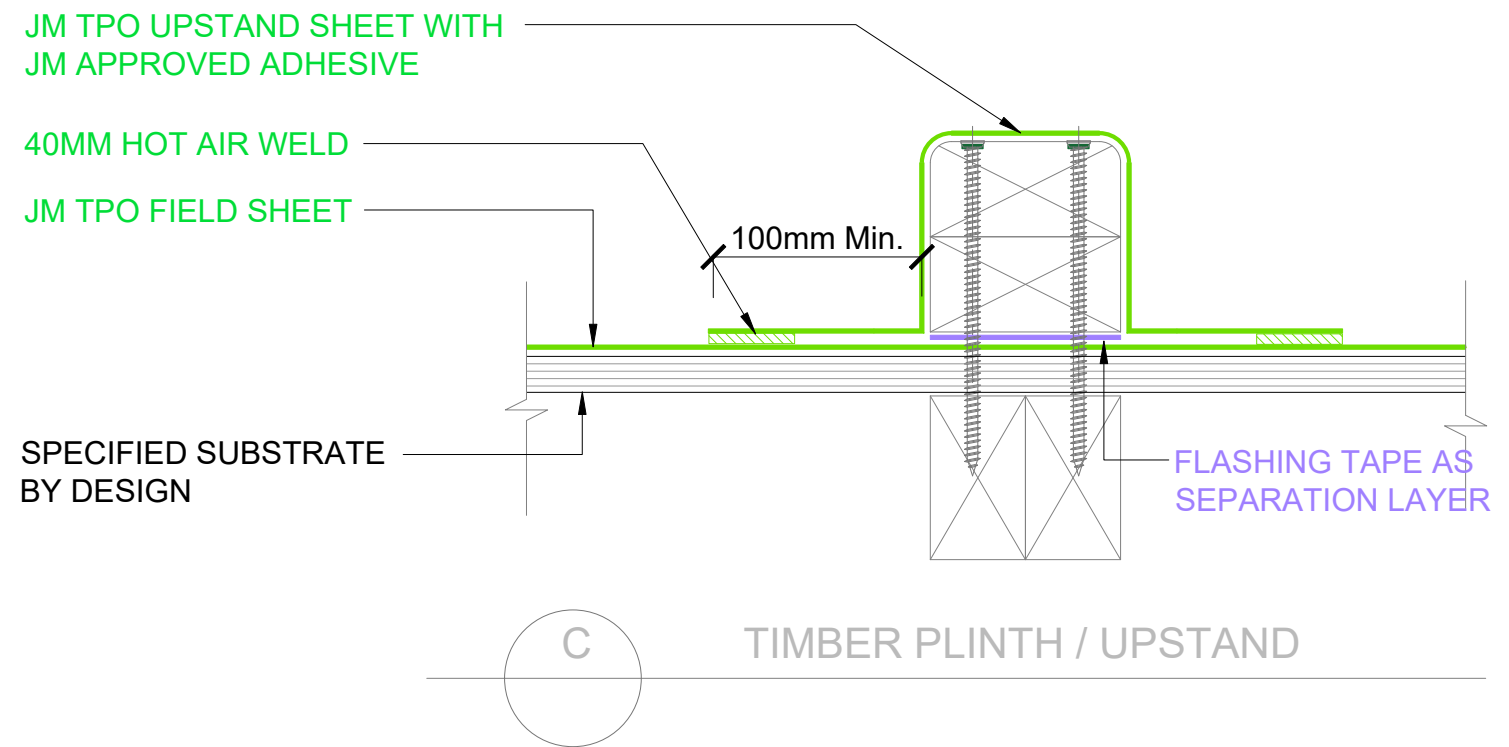
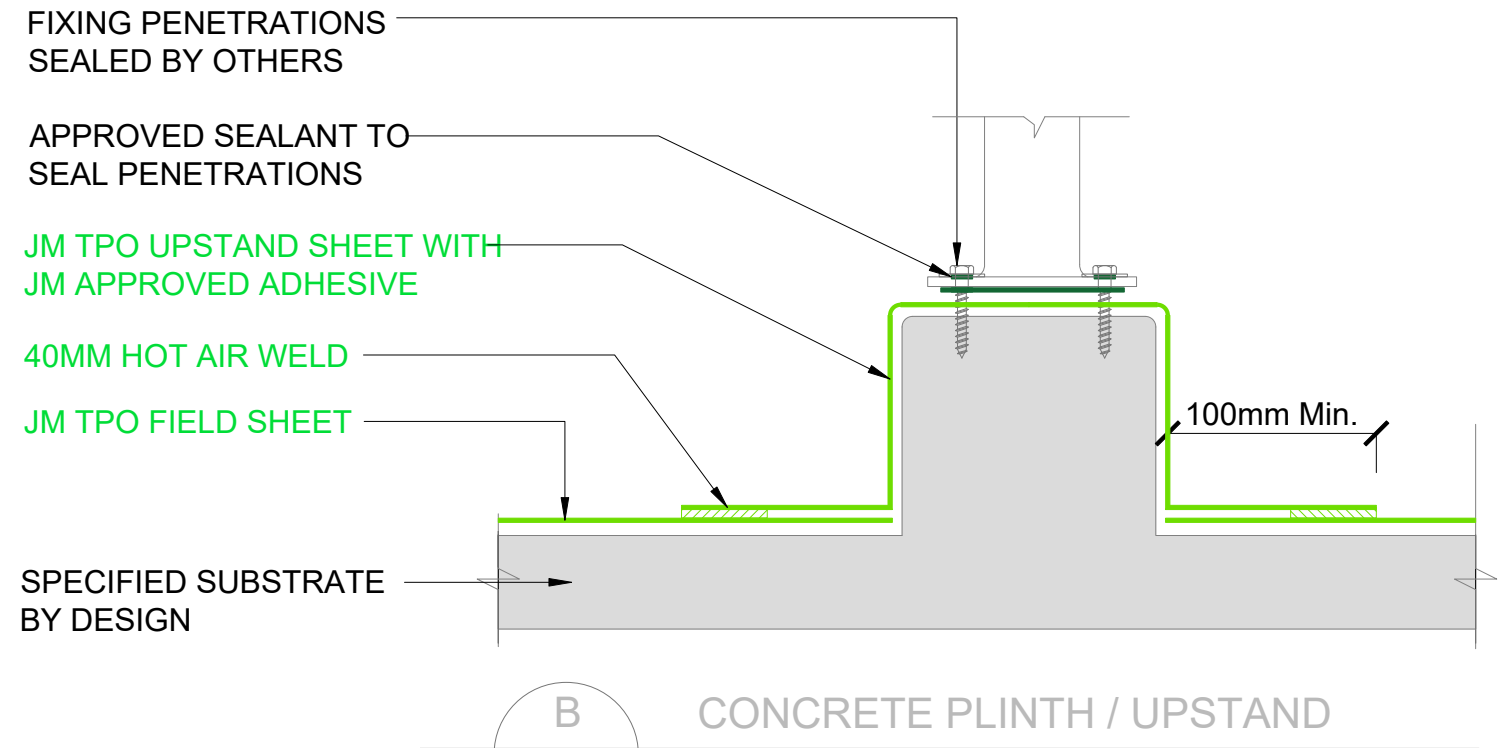
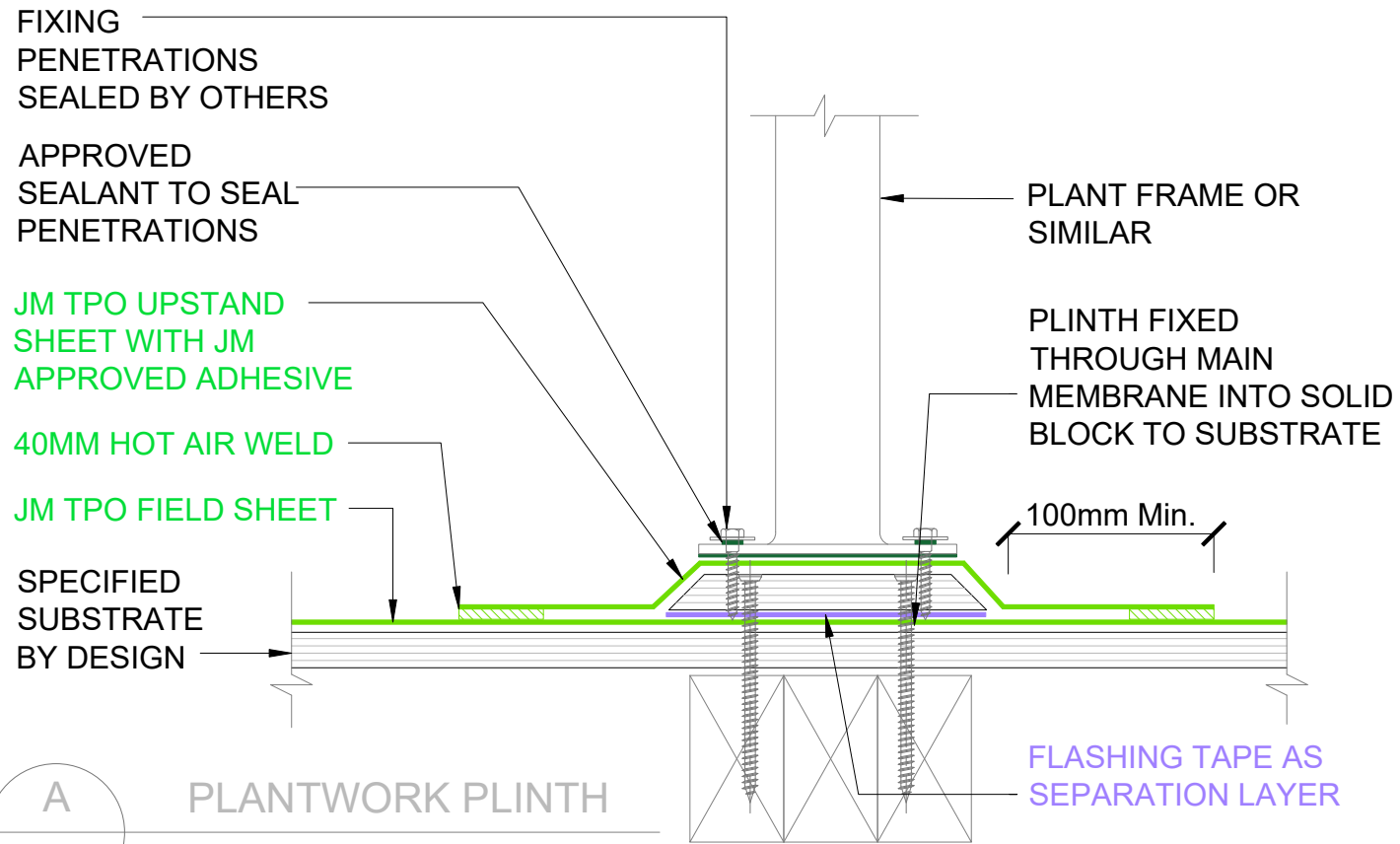
The information and data contained herein are believed to be accurate and reliable. This information does not constitute a warranty and should be used in conjunction with the project specification document supplied by Allco Waterproofing Solutions Ltd. Please contact Allco Waterproofing Solutions Ltd with any questions or deviations from this information.
© Allco Waterproofing Solution Ltd

For Technical Advice Contact:
Web: www.allco.co.nz
Email: info@allco.co.nz
Telephone: 09 448 1185
Facsimile: 09 448 1186



DRAWN BY: ALLCO
DATE: 09/2020

DRAWING REF: T-015
REV: 1



Although ALLCO do not recommend fixing posts or plant through the top of Membrane roofs or decks if this is required then use a plinth detail provides the fixing by other trades are kept off the main deck flood area. ALLCO recommend that all plantwork fixings are kept independent of the membrane roof ideally through vertical surfaces such as parapets.

All Fixings must be sealed

NOTE: ALLCO and it's Approved Applicators do not warranty fixings installed by other trades.

1

JM TPO - PLANTWORK FIXING PLINTH OPTIONS

SCALE: NTS



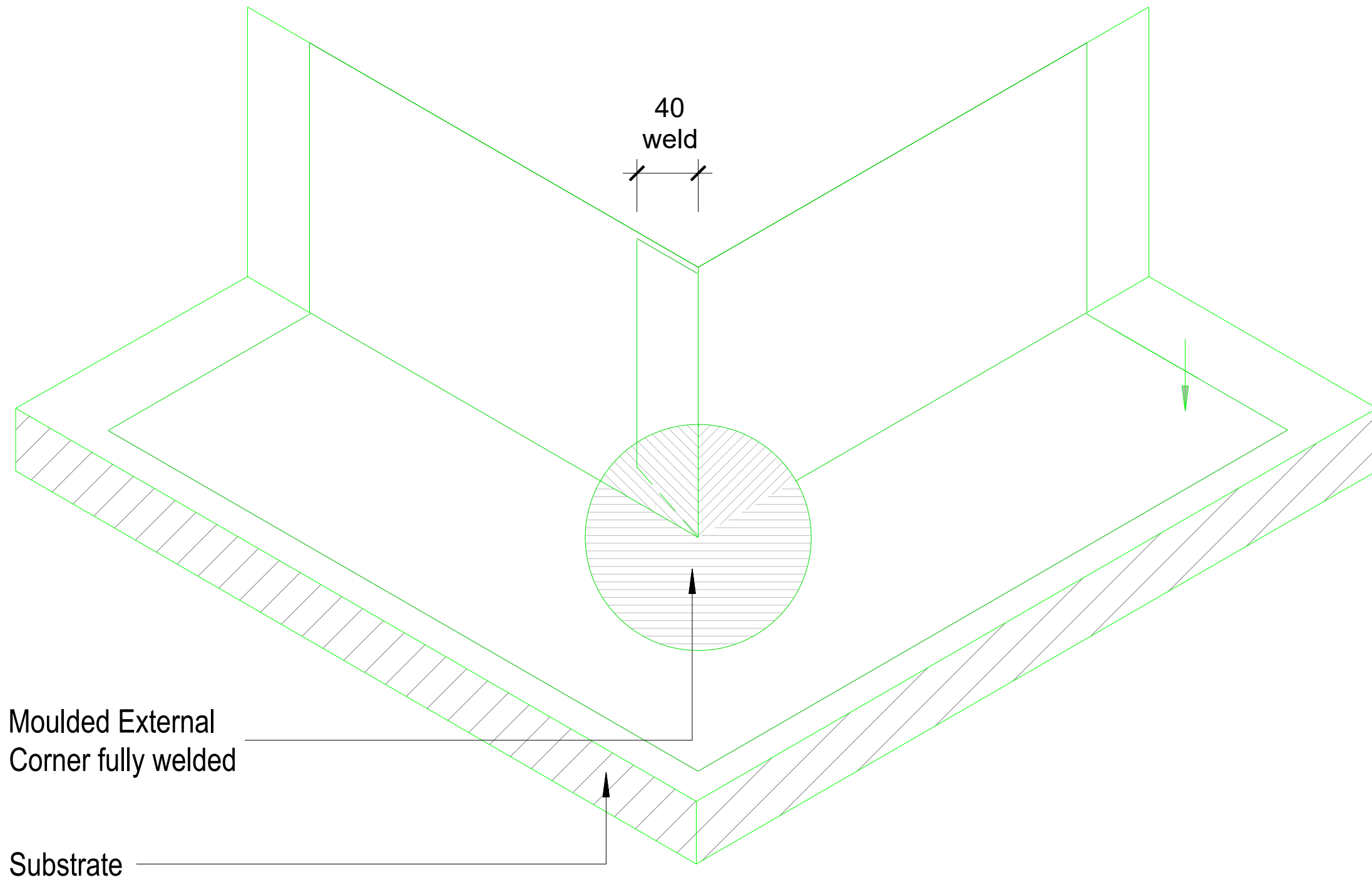
The information and data contained herein are believed to be accurate and reliable. This information does not constitute a warranty and should be used in conjunction with the project specification document supplied by Allco Waterproofing Solutions Ltd. Please contact Allco Waterproofing Solutions Ltd with any questions or deviations from this information.
© Allco Waterproofing Solution Ltd

For Technical Advice Contact:
Web: www.allco.co.nz
Email: info@allco.co.nz
Telephone: 09 448 1185
Facsimile: 09 448 1186



DRAWN BY: ALLCO
DATE: 10/2020

DRAWING REF: T-016
REV: 1



1 UPSTAND DIAGRAM - EXTERNAL CORNER
SCALE: NTS

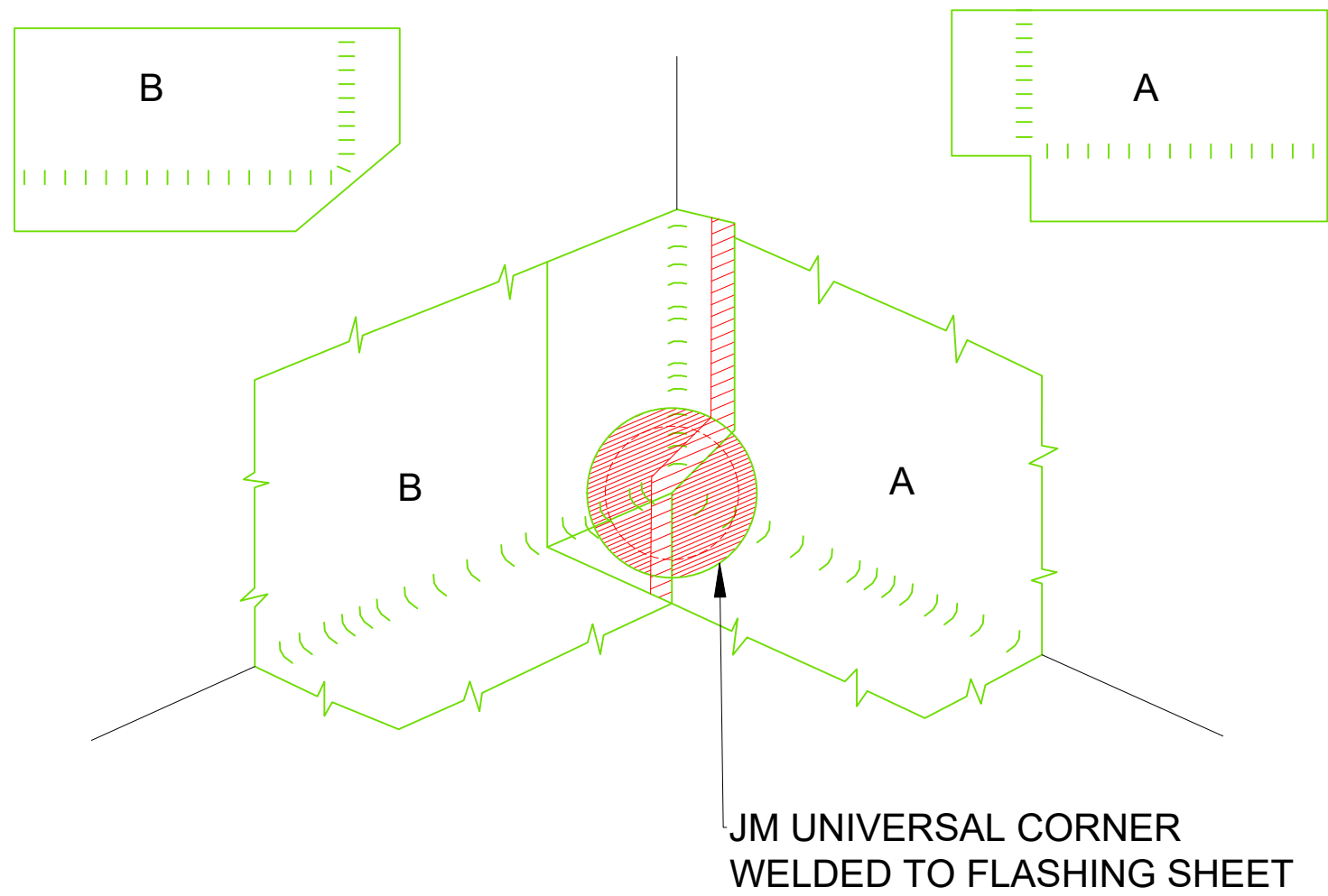


The information and data contained herein are believed to be accurate and reliable. This information does not constitute a warranty and should be used in conjunction with the project specification document supplied by Allco Waterproofing Solutions Ltd. Please contact Allco Waterproofing Solutions Ltd with any questions or deviations from this information.
© Allco Waterproofing Solution Ltd

For Technical Advice Contact:
Web: www.allco.co.nz
Email: info@allco.co.nz
Telephone: 09 448 1185
Facsimile: 09 448 1186



DRAWN BY: ALLCO	DATE: 17/04/19
DRAWING REF: T-051	REV: 1



1 UPSTAND DIAGRAM - INTERNAL CORNER
SCALE: NTS

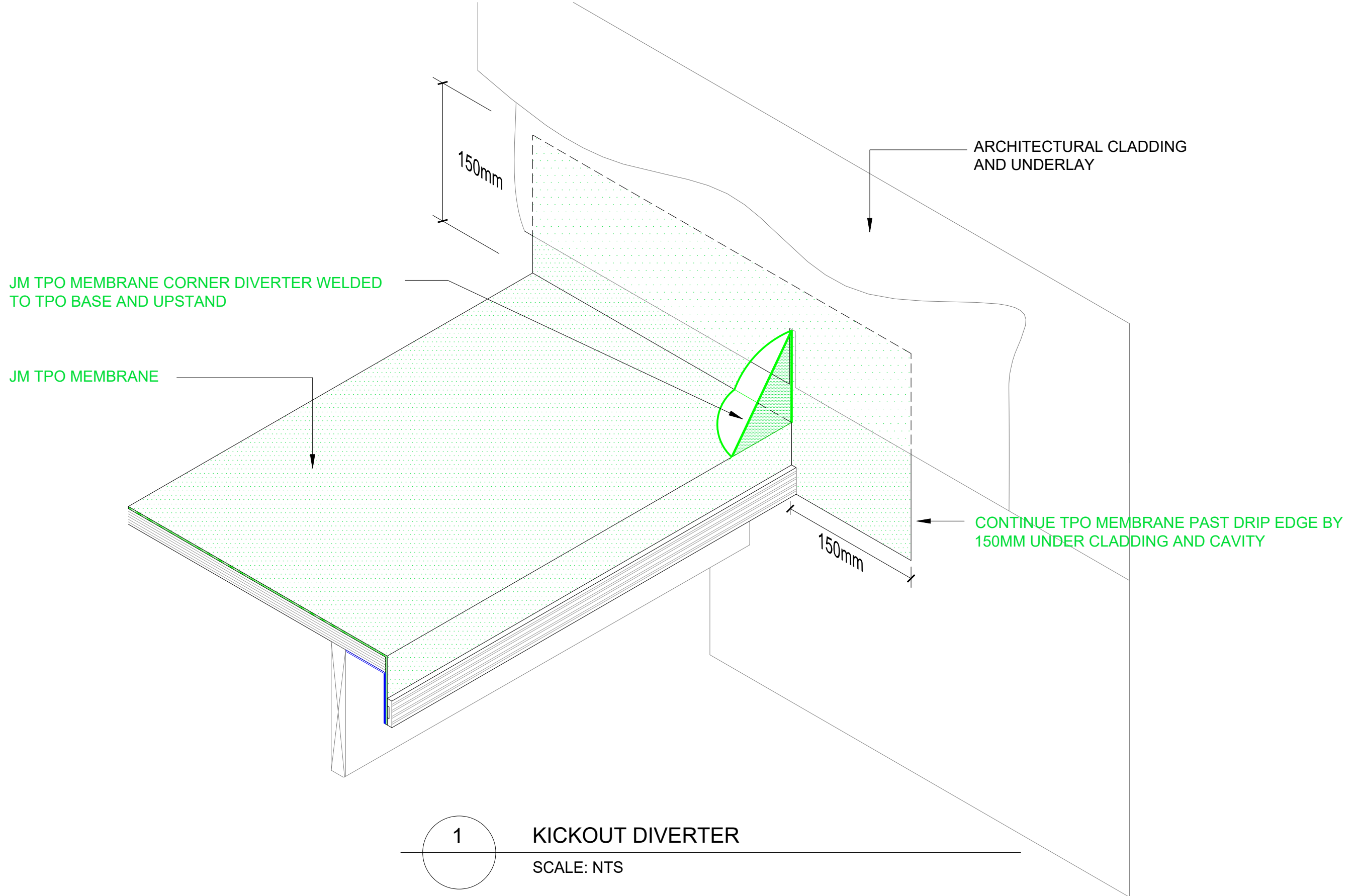


The information and data contained herein are believed to be accurate and reliable. This information does not constitute a warranty and should be used in conjunction with the project specification document supplied by Allco Waterproofing Solutions Ltd. Please contact Allco Waterproofing Solutions Ltd with any questions or deviations from this information.
© Allco Waterproofing Solution Ltd

For Technical Advice Contact:
Web: www.allco.co.nz
Email: info@allco.co.nz
Telephone: 09 448 1185
Facsimile: 09 448 1186



DRAWN BY: ALLCO	DATE: 17/04/19
DRAWING REF: T-052	REV: 1

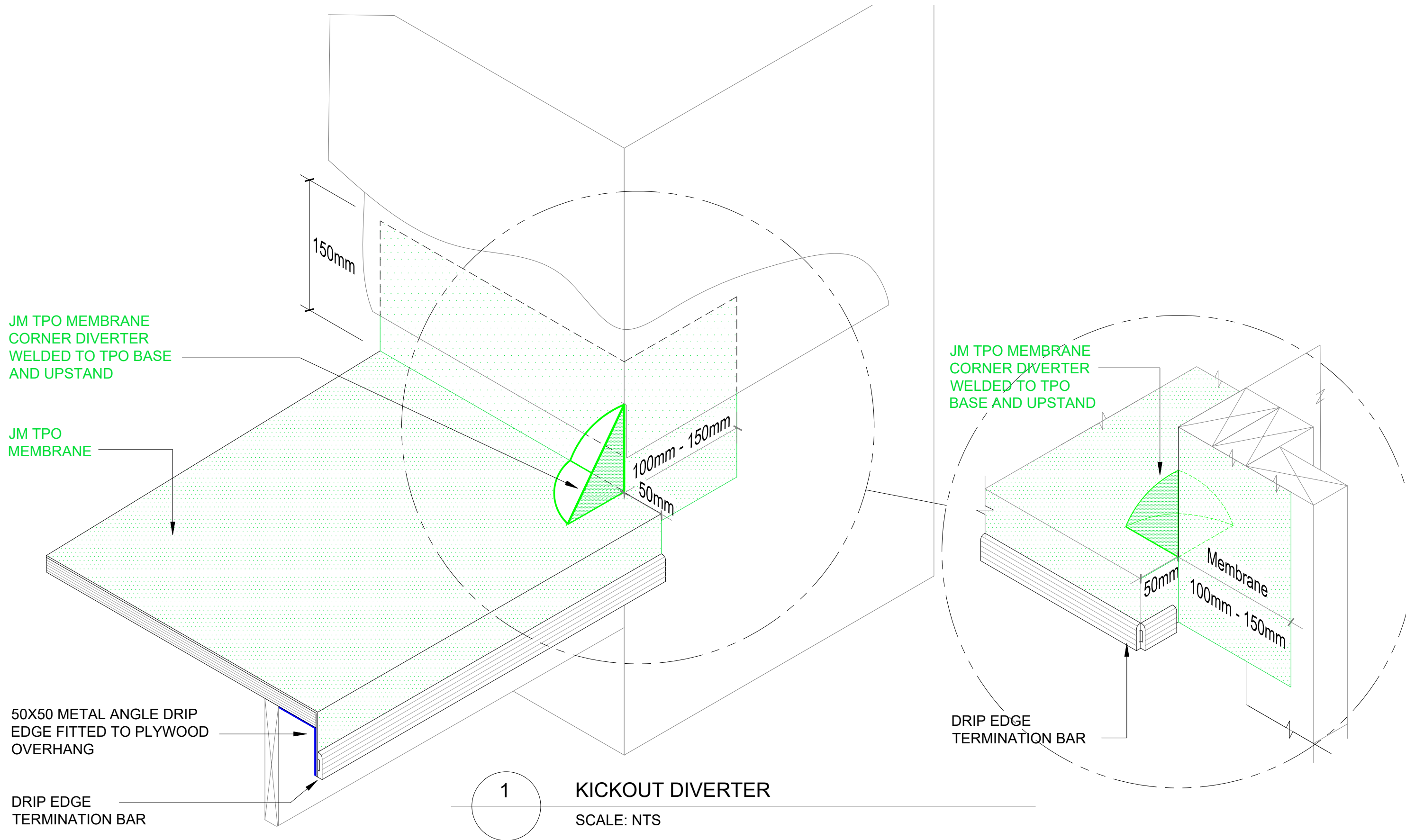


The information and data contained herein are believed to be accurate and reliable. This information does not constitute a warranty and should be used in conjunction with the project specification document supplied by Allco Waterproofing Solutions Ltd. Please contact Allco Waterproofing Solutions Ltd with any questions or deviations from this information.
© Allco Waterproofing Solution Ltd

For Technical Advice Contact:
Web: www.allco.co.nz
Email: info@allco.co.nz
Telephone: 09 448 1185
Facsimile: 09 448 1186



DRAWN BY: ALLCO	DATE: 17/04/19
DRAWING REF: T-055	REV: 1



The information and data contained herein are believed to be accurate and reliable. This information does not constitute a warranty and should be used in conjunction with the project specification document supplied by Allco Waterproofing Solutions Ltd. Please contact Allco Waterproofing Solutions Ltd with any questions or deviations from this information.
 © Allco Waterproofing Solution Ltd

For Technical Advice Contact:
 Web: www.allco.co.nz
 Email: info@allco.co.nz
 Telephone: 09 448 1185
 Facsimile: 09 448 1186



DRAWN BY: ALLCO	DATE: 17/04/19
DRAWING REF: T-056	REV: 1