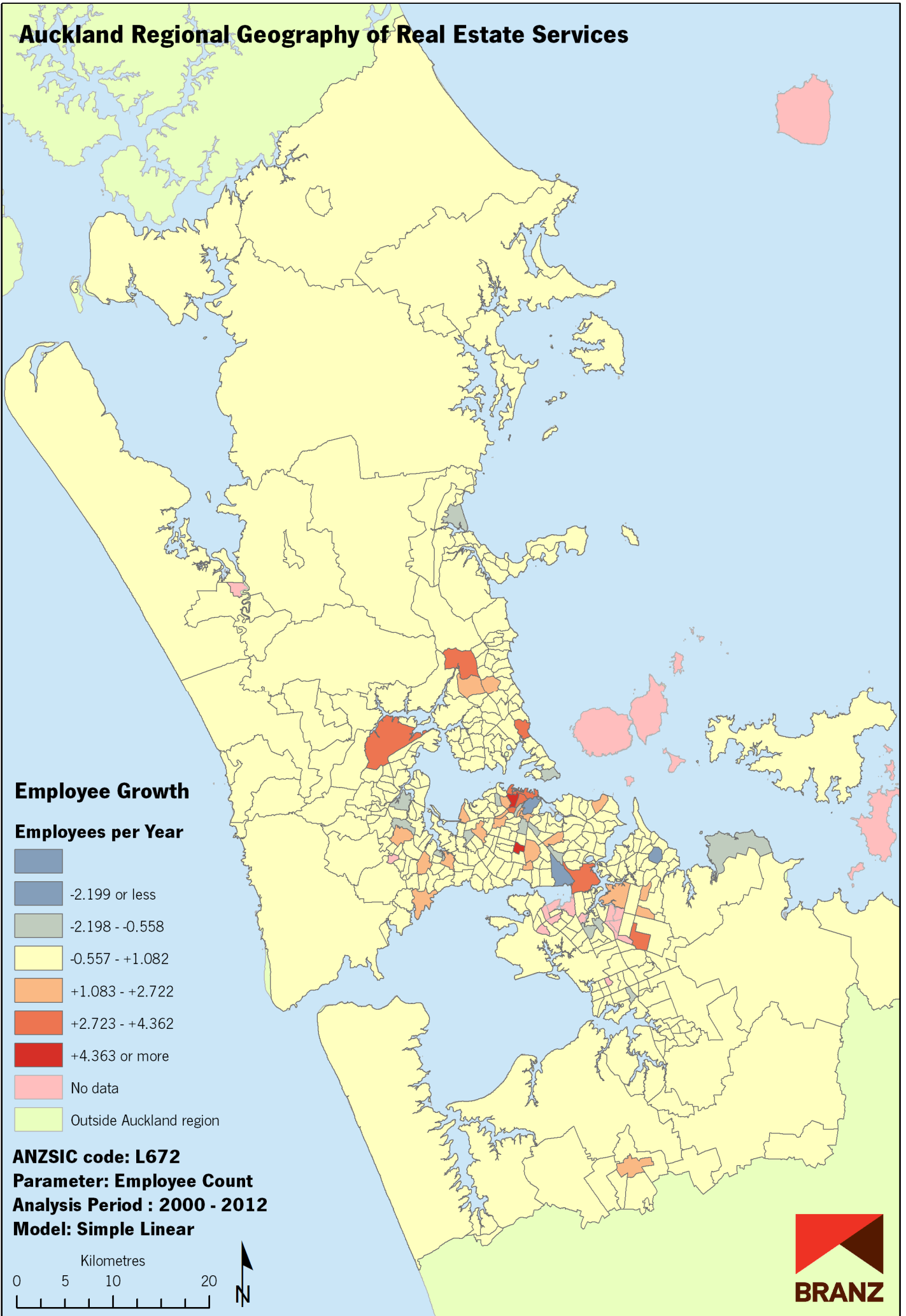










Auckland Regional Geography of Real Estate Services

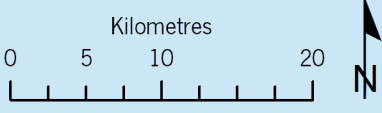


Employee Growth

Employees per Year

-  -2.199 or less
-  -2.198 - -0.558
-  -0.557 - +1.082
-  +1.083 - +2.722
-  +2.723 - +4.362
-  +4.363 or more
-  No data
-  Outside Auckland region

ANZSIC code: L672
Parameter: Employee Count
Analysis Period : 2000 - 2012
Model: Simple Linear



Data sources: Statistics New Zealand, Land Information New Zealand, Ollivier & Co Ltd. Copyright BRANZ. Whilst due care has been taken, BRANZ gives no warranty as to the accuracy and completeness of any information on this map and accepts no liability for any error, omission or use of the information.