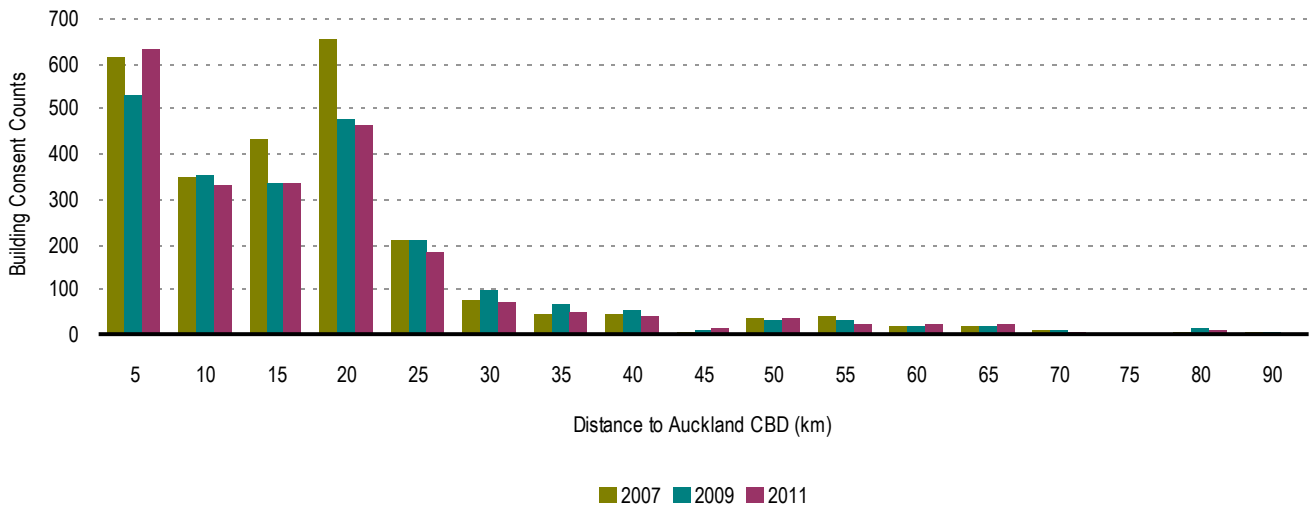


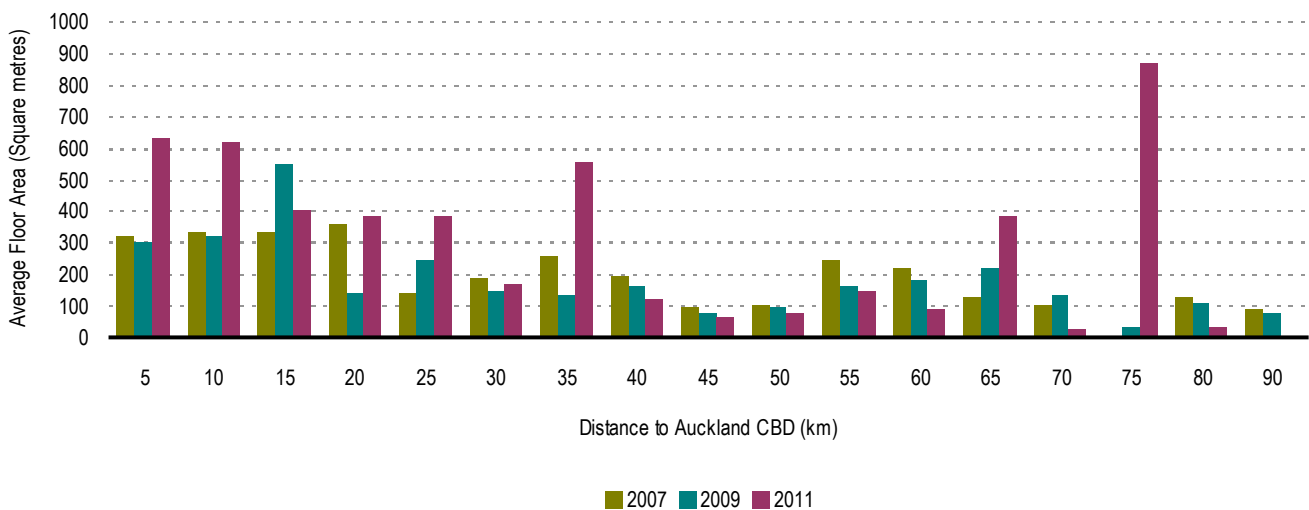
Number of Building Consents

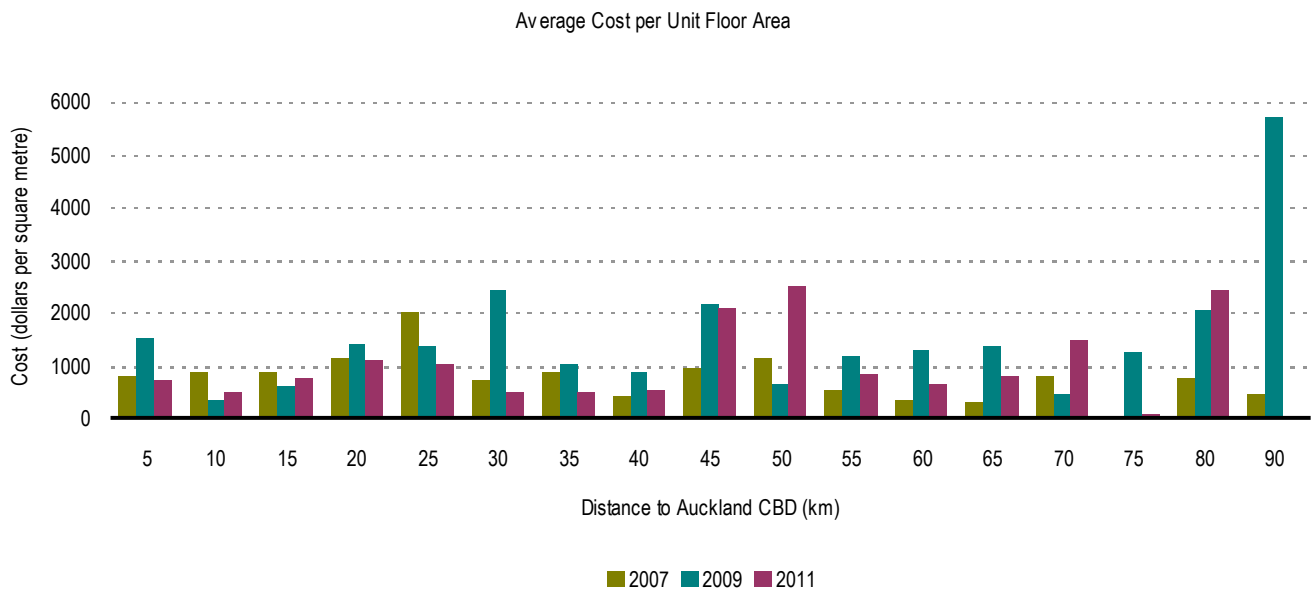


Average Value per Building Consent



Average Floor Area per Building Consents





Year : 2007

Distance to Auckland CBD	Number of Consents	Average Value	Average Floor Area	Cost per FloorArea
5	610	254,808	320	797
10	349	292,670	334	877
15	433	202,809	335	605
20	652	292,487	357	819
25	206	212,334	142	1,501
30	73	129,750	186	697
35	43	179,914	259	694
40	46	160,419	194	825
45	4	80,500	96	839
50	35	141,782	102	1,393
55	41	127,684	245	521
60	19	83,315	222	376
65	18	33,361	129	259
70	9	62,389	102	614
80	4	111,250	125	890
90	4	40,250	88	459

Year : 2009

Distance to Auckland CBD	Number of Consents	Average Value	Average Floor Area	Cost per FloorArea
5	529	475,889	302	1,577
10	351	267,217	320	834
15	335	175,996	545	323
20	476	245,430	140	1,755
25	206	275,534	247	1,114
30	98	295,474	142	2,082
35	67	165,253	132	1,251
40	55	178,933	163	1,095
45	8	192,538	76	2,542
50	33	95,327	93	1,024
55	31	158,037	161	984
60	16	236,872	181	1,310
65	16	293,406	217	1,351
70	10	62,350	134	464
75	1	40,000	32	1,250
80	15	255,100	107	2,395
90	5	420,300	74	5,695

Year : 2011

Distance to Auckland CBD	Number of Consents	Average Value	Average Floor Area	Cost per FloorArea
5	629	430,144	631	681
10	330	398,791	615	648
15	336	270,950	401	676
20	464	509,154	382	1,332
25	180	236,598	383	617
30	72	125,524	173	726
35	49	362,330	555	653
40	40	82,899	119	696
45	12	131,667	65	2,023
50	37	167,508	77	2,184
55	20	125,295	148	849
60	24	114,202	87	1,308
65	20	217,721	382	570
70	4	41,500	25	1,694
75	2	57,500	868	66
80	7	75,000	34	2,215